



**IMU BOARD OF TRUSTEES OF THE ELECTRIC,  
WATER AND COMMUNICATIONS UTILITIES**

June 8, 2026

5:30 PM

IMU Boardroom

Agenda

- 1. Call to Order**
- 2. Roll Call**
- 3. Public Comment**
- 4. Consent Agenda**
  - A. Approval of Claims
  - B. Approval of Minutes of the prior meetings
  - C. April Financial Report
  - D. Resolutions Setting The Salaries For Appointed Officers And Employees Of The Indianola Municipal Utilities Effective JULY 12, 2026
  - E. Quarter 1 State Offset
  - F. Authorization for Warren Water District to serve a customer within their territory upon proper notice to IMU since the customer is within 2 miles of the IMU territory, located at 15746 Illinois St.
  - G. Authorization for Warren Water District to serve a customer within their territory upon proper notice to IMU since the customer is within 2 miles of the IMU territory, located at Warren County Parcel ID# 14000160680
- 5. Electric Utility Action Items**
  - A. Resolution to Approve Purchase of equipment for the Downtown Substation/Switchgear 4 kV system
- 6. Electric Utility Informational Items**
- 7. Water Utility Informational Items**
- 8. Communications Utility Action Items**
  - A. Public Hearing for Proposed Telecommunication Rate Resolution
  - B. Resolution Approving Telecommunication Rate
- 9. Communications Utility Informational Items**
- 10. Combined Electric, Water and Communications Action Items**
  - A. Resolution Designating Locations for Posting Physical and Electronic Notices and Meeting Agendas

- B. Resolution Authorizing General Manager to Execute Contract for Insurance for Peak Power Generation Equipment
  - C. Resolution Approving Liability, Auto, Property, Workers' Compensation, Cyber, and Machinery and Equipment Replacement Insurance for FY 26/27.
  - D. Resolution Approving Shared Services Agreement
11. **Combined Electric, Water and Communications Informational Items**
  12. **Other Business**
  13. **Closed Session: Telecommunication Marketing and Pricing: Telecommunication Marketing and Pricing: Enter into closed session in accordance with Iowa Code Section 388.9(1) to discuss marketing and pricing strategies and proprietary information of the telecommunications division whose competitive position will be harmed by public disclosure that is not required of potential or actual competitors and no public purpose is served by such disclosure.**
  14. **Closed Session: Professional Competency: Enter into closed session in accordance with Iowa Code Section 21.5 (1)(i) to evaluate the professional competency of an individual whose appointment, hiring, performance, or discharge is being considered when necessary to prevent needless and irreparable injury to that individual's reputation and that individual requests a closed session.**
  15. **Action after Closed Sessions: Any action necessitated by closed session.**
  16. **Adjourn**



# MEMORANDUM

**To:** IMU Board of Trustees of the Electric, Water and Communications Utilities

**From:**

**Date:** June 8, 2026

**Subject:** Approval of Claims

---

**Recommendation:**

**Attachments:** 1. 060926 AP Check Preview

# AP Check Preview

Date Range: All Dates

## Indianola Municipal Utilities

Thursday, June 4, 2026  
9:50:42 AM

Vendor	Due Date	Notes	Terms	Bill Total	Discount	Interest	Amount Due	Pavment	Invoice Number	Bill Number	Payment Type
<b>Account To Be Paid From</b>		<b>0000-10120-999</b>									
<b>Aaron Gebhart - VEND-1486 - EFT File</b>											
7/1/2026	0626	Mobile Device Allowance	Net 30	75.00	0.00	15.00	75.00	75.00	Jun26	BL-18887	EFT File
							<b>75.00</b>	<b>75.00</b>			
<b>ACCO UNLIMITED CORP. - VEND-2810 - EFT File</b>											
5/15/2026	ACCO	Liquid Chlorinating Solution	Open Terms	2,465.40	0.00	0.00	2,465.40	2,465.40	0262416-IN	BL-18894	EFT File
							<b>2,465.40</b>	<b>2,465.40</b>			
<b>Bobs Custom Trophies - VEND-1153 - Check</b>											
6/20/2026	EE	Awards for 2025	Net 30	140.17	0.00	15.00	140.17	140.17	41405	BL-18895	Check
							<b>140.17</b>	<b>140.17</b>			
<b>BRAND, JUSTIN - VEND-100310 - EFT File</b>											
6/2/2026	0626	Mobile Device Allowance	Open Terms	75.00	0.00	0.00	75.00	75.00	Jun26	BL-18893	EFT File
							<b>75.00</b>	<b>75.00</b>			
<b>Calix Inc - VEND-1028 - EFT File</b>											
6/21/2026	ONT - GS5239XG	XGS -Warranty #4054793	Net 30	7,469.43	0.00	15.00	7,469.43	7,469.43	410265	BL-18958	EFT File
6/22/2026	Extended	Warranty for Inv #410265	Net 30	431.40	0.00	15.00	431.40	431.40	4054793	BL-18959	EFT File
7/1/2026	Annual	Term License & Essential Support	Net 30	26,917.97	0.00	15.00	26,917.97	26,917.97	7075082	BL-18896	EFT File
							<b>34,818.80</b>	<b>34,818.80</b>			
<b>Casual Rags - VEND-1006 - EFT File</b>											
6/18/2026	2025	Years of Service Awards	Net 30	388.41	0.00	15.00	388.41	388.41	241395	BL-18897	EFT File
							<b>388.41</b>	<b>388.41</b>			
<b>Cedar Falls Utilities - VEND-1045 - EFT File</b>											
7/1/2026	0526	Labor & Rack Space 28E Agreement (IP	Net 30	5,970.28	0.00	15.00	5,970.28	5,970.28	94711	BL-18898	EFT File
							<b>5,970.28</b>	<b>5,970.28</b>			
<b>Cintas Corporation - VEND-1007 - EFT File</b>											
6/28/2026	First	Aid Supplies	Net 30	236.48	0.00	15.00	236.48	236.48	5338858704	BL-18900	EFT File
							<b>236.48</b>	<b>236.48</b>			
<b>City Of Indianola - VEND-1008 - BL-18901</b>											
7/1/2026	0626	Professional Services	Net 30	6,513.39	0.00	15.00	6,513.39	6,513.39	INV-00247	BL-18901	EFT File

# AP Check Preview

Date Range: All Dates

## Indianola Municipal Utilities

Thursday, June 4, 2026  
9:50:42 AM

Vendor	Due Date	Notes	Terms	Bill Total	Discount	Interest	Amount Due	Pavment	Invoice Number	Bill Number	Payment Type
							<b>6,513.39</b>	<b>6,513.39</b>			
<b>Consortia Consulting - VEND-1009 - EFT File</b>											
	6/25/2026	0426 Consulting	Net 30	1,200.00	0.00	15.00	1,200.00	1,200.00	29677	BL-18902	EFT File
							<b>1,200.00</b>	<b>1,200.00</b>			
<b>CORE &amp; MAIN - VEND-102636 - Check</b>											
	5/19/2026	Hydrant Nozzle	Open Terms	238.21	0.00	0.00	238.21	238.21	Y998133	BL-18903	Check
							<b>238.21</b>	<b>238.21</b>			
<b>Core Telecom Systems, Inc - VEND-1498 - EFT File</b>											
	6/7/2026	GIGABIT ACCESS MULTIPLEXER	Net 30	13,801.90	0.00	15.00	13,801.90	13,801.90	129751-INV	BL-18908	EFT File
							<b>13,801.90</b>	<b>13,801.90</b>			
<b>D.A. DAVIDSON &amp; CO. - VEND-100578 - EFT File</b>											
	6/2/2026	Filing of Annual Continuing Disclosure	Open Terms	1,000.00	0.00	0.00	1,000.00	1,000.00	26 264 CDC0 MM	BL-18961	EFT File
							<b>1,000.00</b>	<b>1,000.00</b>			
<b>DAKOTA SUPPLY GROUP - VEND-23465 - EFT File</b>											
	5/22/2026	FIBER LOCATE PAINT	Open Terms	161.90	0.00	0.00	161.90	161.90	S105692489.001	BL-18957	EFT File
							<b>161.90</b>	<b>161.90</b>			
<b>Delta Dental Vision Of Iowa - VEND-1481 - EFT File</b>											
	5/31/2026	0526 Vision	Net 30	466.86	0.00	15.00	466.86	466.86	202605	BL-18906	EFT File
							<b>466.86</b>	<b>466.86</b>			
<b>DES PLANQUES, CHRIS - VEND-101766 - EFT File</b>											
	5/23/2026	Mileage - MEAN Conference	Open Terms	501.00	0.00	0.00	501.00	501.00	May26	BL-18899	EFT File
	6/2/2026	0626 Mobile Device Allowance	Open Terms	75.00	0.00	0.00	75.00	75.00	Jun26	BL-18891	EFT File
							<b>576.00</b>	<b>576.00</b>			
<b>Doug Pagel - VEND-1283 - EFT File</b>											
	7/1/2026	0626 Mobile Device Allowance	Net 30	75.00	0.00	15.00	75.00	75.00	Jun26	BL-18892	EFT File
							<b>75.00</b>	<b>75.00</b>			
<b>Doug Shull - VEND-1105 - EFT File</b>											
	7/1/2026	0626 Treasurer Contract	Net 30	83.34	0.00	15.00	83.34	83.34	Jun26	BL-18909	EFT File
							<b>83.34</b>	<b>83.34</b>			

Dust Pros Janitorial - VEND-1011 - EFT File

# AP Check Preview

Date Range: All Dates

## Indianola Municipal Utilities

Thursday, June 4, 2026  
9:50:42 AM

Vendor	Due Date	Notes	Terms	Bill Total	Discount	Interest	Amount Due	Pavment	Invoice Number	Bill Number	Payment Type
	6/30/2026	0526 Floor Cleaning - Fiber	Net 30	749.00	0.00	15.00	749.00	749.00	3610	BL-18910	EFT File
							<b>749.00</b>	<b>749.00</b>			
<b>Dylan Michelsen - VEND-1180 - EFT File</b>											
	7/1/2026	0626 Mobile Device Allowance	Net 30	75.00	0.00	15.00	75.00	75.00	Jun26	BL-18886	EFT File
							<b>75.00</b>	<b>75.00</b>			
<b>Echo Electric - VEND-1512 - EFT File</b>											
	6/21/2026	Suspension Grips	Net 30	731.49	0.00	15.00	731.49	731.49	S011991432.001	BL-18911	EFT File
							<b>731.49</b>	<b>731.49</b>			
<b>Elisha Brown - VEND-1209 - EFT File</b>											
	7/1/2026	0626 Mobile Device Allowance	Net 30	75.00	0.00	15.00	75.00	75.00	Jun26	BL-18890	EFT File
							<b>75.00</b>	<b>75.00</b>			
<b>Glen Messamaker - VEND-1141 - BL-18870</b>											
	6/1/2026	Credit Refund	Net 30	18.39	0.00	0.00	18.39	18.39	00045920-7	BL-18870	Check
							<b>18.39</b>	<b>18.39</b>			
<b>Gradient9 - VEND-1392 - EFT File</b>											
	6/20/2026	0526 Monthly Newsletter/Website	Net 30	2,310.00	0.00	15.00	2,310.00	2,310.00	INV-5791	BL-18913	EFT File
							<b>2,310.00</b>	<b>2,310.00</b>			
<b>Hannah Wisniewski and Taylor Henry - VEND-1141 - BL-18868</b>											
	6/1/2026	Credit Refund	Net 30	73.34	0.00	0.00	73.34	73.34	00005243-3	BL-18868	Check
							<b>73.34</b>	<b>73.34</b>			
<b>ImOn Communications LLC - VEND-1072 - Check</b>											
	6/30/2026	0526 Regulatory & Billing	Net 30	6,820.21	0.00	15.00	6,820.21	6,820.21	INV0034240	BL-18914	Check
							<b>6,820.21</b>	<b>6,820.21</b>			
<b>IMPACT - VEND-1141 - BL-18867</b>											
	6/1/2026	Credit Refund	Net 30	272.75	0.00	0.00	272.75	272.75	00032376-0	BL-18867	Check
							<b>272.75</b>	<b>272.75</b>			
<b>IMU - VEND-8629 - Check</b>											
	6/2/2026	Utilities - Util Svcs	Open Terms	205.43	0.00	0.00	205.43	205.43	10565708	BL-18916	Check
	6/2/2026	Utilities - EL	Open Terms	1,429.50	0.00	0.00	1,429.50	1,429.50	10559813	BL-18917	Check

# AP Check Preview

Date Range: All Dates

## Indianola Municipal Utilities

Thursday, June 4, 2026  
9:50:42 AM

Vendor Due Date	Notes	Terms	Bill Total	Discount	Interest	Amount Due	Pavment	Invoice Number	Bill Number	Payment Type
6/2/2026	Utilities - WA	Open Terms	17,915.85	0.00	0.00	17,915.85	17,915.85	1055939	BL-18918	Check
6/2/2026	Utilities - Fiber	Open Terms	1,514.24	0.00	0.00	1,514.24	1,514.24	10565458	BL-18919	Check
						<b>21,065.02</b>	<b>21,065.02</b>			
<b>Independent Advocate - VEND-1136 - EFT File</b>										
6/24/2026	Print & Digital Ad - May26	Net 30	500.00	0.00	15.00	500.00	500.00	7875	BL-18920	EFT File
						<b>500.00</b>	<b>500.00</b>			
<b>Innovative Systems - VEND-1048 - EFT File</b>										
7/1/2026	Jun26 Elation Maint Fee	Net 30	12,788.62	0.00	15.00	12,788.62	12,788.62	INV-32114	BL-18921	EFT File
						<b>12,788.62</b>	<b>12,788.62</b>			
<b>Internal Revenue Service - VEND-1307 - Online Payments</b>										
6/21/2026	941 Income Tax Payable - 052226 Payroll	Net 30	34,438.16	0.00	15.00	34,438.16	34,438.16	052226 Payroll	BL-18925	Online Payments
						<b>34,438.16</b>	<b>34,438.16</b>			
<b>Iowa Department Of Human Services - VEND-1310 - Online Payments</b>										
6/21/2026	Garnishment Payable - 052226 Payroll	Net 30	653.99	0.00	15.00	653.99	653.99	052226 Payroll	BL-18926	Online Payments
						<b>653.99</b>	<b>653.99</b>			
<b>IOWA DEPARTMENT OF NATURAL RESOURCES - VEND-24829 - Check</b>										
5/22/2026	Title V Annual Base Fee - Title #92-2656	Open Terms	1,666.66	0.00	0.00	1,666.66	1,666.66	92-2656	BL-18907	Check
						<b>1,666.66</b>	<b>1,666.66</b>			
<b>Iowa Department Of Revenue - VEND-1117 - Online Payments</b>										
6/21/2026	IA Income Tax Payable - 052226 Payroll	Net 30	3,624.67	0.00	15.00	3,624.67	3,624.67	052226 Payroll	BL-18927	Online Payments
						<b>3,624.67</b>	<b>3,624.67</b>			
<b>Iowa One Call - VEND-1015 - EFT File</b>										
6/19/2026	0426 Locates - EL	Net 30	194.40	0.00	15.00	194.40	194.40	281138	BL-18922	EFT File
6/19/2026	0426 Locates - WA	Net 30	211.50	0.00	15.00	211.50	211.50	281728	BL-18923	EFT File
6/19/2026	0426 Locates - Fiber	Net 30	235.80	0.00	15.00	235.80	235.80	281727	BL-18924	EFT File
						<b>641.70</b>	<b>641.70</b>			
<b>IPERS - VEND-1309 - Online Payments</b>										
6/30/2026	Ipers Payable - May26	Net 30	43,837.77	0.00	15.00	43,837.77	43,837.77	May 26	BL-18934	Online Payments
						<b>43,837.77</b>	<b>43,837.77</b>			
<b>Irby - VEND-1259 - EFT File</b>										

# AP Check Preview

Date Range: All Dates

## Indianola Municipal Utilities

Thursday, June 4, 2026  
9:50:42 AM

Vendor Due Date	Notes	Terms	Bill Total	Discount	Interest	Amount Due	Payment	Invoice Number	Bill Number	Payment Type
6/20/2026	600 Amp Bracket	Net 30	326.35	0.00	15.00	326.35	326.35	S014603103.002	BL-18933	EFT File
6/27/2026	Bolts	Net 30	50.61	0.00	15.00	50.61	50.61	S014601646.003	BL-18928	EFT File
6/27/2026	Bolts	Net 30	6.90	0.00	15.00	6.90	6.90	S014601646.002	BL-18929	EFT File
6/27/2026	Bolts	Net 30	183.24	0.00	15.00	183.24	183.24	S014603103.001	BL-18930	EFT File
6/27/2026	CF1010 Connectors	Net 30	235.40	0.00	15.00	235.40	235.40	S014601646.001	BL-18931	EFT File
6/28/2026	Connectors	Net 30	99.51	0.00	15.00	99.51	99.51	S014610942.001	BL-18932	EFT File
						<b>902.01</b>	<b>902.01</b>			
<b>ISolved - VEND-1363 - Online Payments</b>										
6/21/2026	FSA Payable - 052226 Payroll	Net 30	419.23	0.00	15.00	419.23	419.23	052226 Payroll	BL-18935	Online Payments
						<b>419.23</b>	<b>419.23</b>			
<b>Kurt Gocken - VEND-1023 - EFT File</b>										
7/1/2026	0626 Mobile Device Allowance	Net 30	75.00	0.00	15.00	75.00	75.00	Jun26	BL-18883	EFT File
						<b>75.00</b>	<b>75.00</b>			
<b>Kurt Ripperger - VEND-1025 - EFT File</b>										
7/1/2026	0626 Mobile Device Allowance	Net 30	75.00	0.00	15.00	75.00	75.00	Jun26	BL-18884	EFT File
						<b>75.00</b>	<b>75.00</b>			
<b>Lamar Companies - VEND-1478 - EFT File</b>										
6/20/2026	Billboard Ad - IMU Fiber	Net 30	1,100.00	0.00	15.00	1,100.00	1,100.00	118248182	BL-18936	EFT File
6/20/2026	Advertising - IMU Fiber	Net 30	200.00	0.00	15.00	200.00	200.00	118248183	BL-18937	EFT File
						<b>1,300.00</b>	<b>1,300.00</b>			
<b>METCALF, MIKE - VEND-34230 - EFT File</b>										
6/2/2026	0626 Mobile Device Allowance	Open Terms	75.00	0.00	0.00	75.00	75.00	Jun26	BL-18889	EFT File
						<b>75.00</b>	<b>75.00</b>			
<b>MH EQUIPMENT - VEND-103149 - Check</b>										
5/19/2026	Forklift Training	Open Terms	1,700.00	0.00	0.00	1,700.00	1,700.00	SCO005261-1	BL-18938	Check
						<b>1,700.00</b>	<b>1,700.00</b>			
<b>Michelle Sheraden - VEND-1501 - EFT File</b>										
7/1/2026	0626 Mobile Device Allowance	Net 30	75.00	0.00	15.00	75.00	75.00	Jun26	BL-18888	EFT File
						<b>75.00</b>	<b>75.00</b>			
<b>Midwest Alarm Services - VEND-1116 - EFT File</b>										
6/7/2026	Fiber - Annual Fire Alarm Monitoring	Net 30	573.18	0.00	15.00	573.18	573.18	543838	BL-18939	EFT File

# AP Check Preview

Date Range: All Dates

## Indianola Municipal Utilities

Thursday, June 4, 2026  
9:50:42 AM

Vendor	Due Date	Notes	Terms	Bill Total	Discount	Interest	Amount Due	Pavment	Invoice Number	Bill Number	Payment Type
							<b>573.18</b>	<b>573.18</b>			
<b>MILLER ELECTRIC SERVICES - VEND-34642 - Check</b>											
	5/22/2026	Re-Feed Panels at Downtown Plant	Open Terms	7,001.21	0.00	0.00	7,001.21	7,001.21	20356	BL-18940	Check
							<b>7,001.21</b>	<b>7,001.21</b>			
<b>Mission Square - VEND-1303 - Online Payments</b>											
	6/21/2026	457 Payable - 052226 Payroll	Net 30	6,619.74	0.00	15.00	6,619.74	6,619.74	052226 Payroll	BL-18941	Online Payments
							<b>6,619.74</b>	<b>6,619.74</b>			
<b>Mutual Of Omaha - VEND-1107 - Check</b>											
	5/31/2026	0526 Premiums	Net 30	6,529.12	0.00	15.00	6,529.12	6,529.12	2078622286	BL-18942	Check
							<b>6,529.12</b>	<b>6,529.12</b>			
<b>National Cable Television Cooperative, Inc. - VEND-1095 - EFT File</b>											
	6/26/2026	0526 Cable Programming	Net 30	62,652.82	0.00	15.00	62,652.82	62,652.82	26050614	BL-18943	EFT File
							<b>62,652.82</b>	<b>62,652.82</b>			
<b>Patricia Howell - VEND-1141 - BL-18869</b>											
	6/1/2026	Credit Refund	Net 30	44.94	0.00	0.00	44.94	44.94	00014457-0	BL-18869	Check
							<b>44.94</b>	<b>44.94</b>			
<b>RESCO - VEND-47234 - EFT File</b>											
	5/28/2026	Transformers	Open Terms	11,062.73	0.00	0.00	11,062.73	11,062.73	3115357	BL-18963	EFT File
							<b>11,062.73</b>	<b>11,062.73</b>			
<b>Segra / Unite Private Networks - VEND-1054 - EFT File</b>											
	7/1/2026	Dark Fiber	Net 30	3,931.70	0.00	15.00	3,931.70	3,931.70	SI-26-033128	BL-18944	EFT File
							<b>3,931.70</b>	<b>3,931.70</b>			
<b>Shanti Investment Partners LLC - VEND-1141 - BL-18872</b>											
	6/1/2026	Credit Refund	Net 30	41.70	0.00	0.00	41.70	41.70	00062584-5	BL-18872	Check
							<b>41.70</b>	<b>41.70</b>			
<b>Sheryl L Jones - VEND-1141 - BL-18871</b>											
	6/1/2026	Credit Refund	Net 30	14.80	0.00	0.00	14.80	14.80	00007188-9	BL-18871	Check
							<b>14.80</b>	<b>14.80</b>			
<b>Skye McBroom - VEND-1026 - EFT File</b>											

# AP Check Preview

Date Range: All Dates

## Indianola Municipal Utilities

Thursday, June 4, 2026  
9:50:42 AM

Vendor Due Date	Notes	Terms	Bill Total	Discount	Interest	Amount Due	Pavment	Invoice Number	Bill Number	Payment Type
7/1/2026	0626 Mobile Device Allowance	Net 30	75.00	0.00	15.00	75.00	75.00	Jun26	BL-18885	EFT File
						<b>75.00</b>	<b>75.00</b>			
<b>SPEE-DEE DELIVERY SERVICE INC - VEND-102273 - Check</b>										
3/22/2026	Shipping High Voltage PPE	Open Terms	19.62	0.00	0.00	19.62	19.62	1435866	BL-18945	Check
						<b>19.62</b>	<b>19.62</b>			
<b>STERNQUIST CONST. INC. - VEND-50360 - Check</b>										
5/23/2026	Rock for Backfill of Old Plant Radiators	Open Terms	209.40	0.00	0.00	209.40	209.40	4753	BL-18946	Check
						<b>209.40</b>	<b>209.40</b>			
<b>TelCom Construction Inc. - VEND-1053 - EFT File</b>										
7/2/2026	NOFA 7 Phase 3	Net 30	192,241.94	0.00	15.00	192,241.94	192,241.94	80028748	BL-18956	EFT File
						<b>192,241.94</b>	<b>192,241.94</b>			
<b>Terry-Durin Co - VEND-1038 - EFT File</b>										
6/14/2026	2" Morris Clamps	Net 30	835.11	0.00	15.00	835.11	835.11	219283-00	BL-18947	EFT File
						<b>835.11</b>	<b>835.11</b>			
<b>TRM DISPOSAL LLC - VEND-101016 - EFT File</b>										
5/25/2026	0626 Trash/Recycle - Util Svcs	Open Terms	56.00	0.00	0.00	56.00	56.00	40432	BL-18948	EFT File
5/25/2026	0626 Recycle - Fiber/111 S Buxton	Open Terms	83.00	0.00	0.00	83.00	83.00	40433	BL-18949	EFT File
						<b>139.00</b>	<b>139.00</b>			
<b>TrueNorth Companies LC - VEND-1100 - EFT File</b>										
6/19/2026	May26 Safety Meeting	Net 30	138.47	0.00	15.00	138.47	138.47	185282	BL-18950	EFT File
						<b>138.47</b>	<b>138.47</b>			
<b>VANDERPOOL CONSTRUCTION - VEND-57230 - Check</b>										
5/23/2026	Remove Old Radiator Footings	Open Terms	2,000.00	0.00	0.00	2,000.00	2,000.00	15298	BL-18951	Check
						<b>2,000.00</b>	<b>2,000.00</b>			
<b>VEENSTRA &amp; KIMM - VEND-57600 - Check</b>										
5/23/2026	Engineering Svc N 6th St Place Water Main Irr	Open Terms	860.98	0.00	0.00	860.98	860.98	285117-1	BL-18952	Check
						<b>860.98</b>	<b>860.98</b>			
<b>VERMEER SALES &amp; SERVICE - VEND-57608 - EFT File</b>										
5/16/2026	First Street Project	Open Terms	1,815.78	0.00	0.00	1,815.78	1,815.78	P1640505	BL-18953	EFT File

# AP Check Preview

Date Range: All Dates

## Indianola Municipal Utilities

Thursday, June 4, 2026  
9:50:42 AM

Vendor	Due Date	Notes	Terms	Bill Total	Discount	Interest	Amount Due	Payment	Invoice Number	Bill Number	Payment Type	
							<b>1,815.78</b>	<b>1,815.78</b>				
<b>WESCO - VEND-60220 - EFT File</b>												
5/20/2026	Transformer Basements		Open Terms	2,512.15	0.00	0.00	2,512.15	2,512.15	044449	BL-18955	EFT File	
5/20/2026	#4 Copper Wire		Open Terms	448.33	0.00	0.00	448.33	448.33	044450	BL-18968	EFT File	
5/22/2026	Ground Rod Standoffs 69 kV		Open Terms	621.40	0.00	0.00	621.40	621.40	049235	BL-18964	EFT File	
5/22/2026	3/8 Guy Wire		Open Terms	157.83	0.00	0.00	157.83	157.83	049237	BL-18965	EFT File	
5/22/2026	Photo Controls - DE Insulators - Connectors -		Open Terms	1,104.40	0.00	0.00	1,104.40	1,104.40	049236	BL-18966	EFT File	
5/30/2026	Transformers		Open Terms	12,759.75	0.00	0.00	12,759.75	12,759.75	061722	BL-18954	EFT File	
5/30/2026	Hotline Clamp Bypass Stuc		Open Terms	1,201.61	0.00	0.00	1,201.61	1,201.61	061720	BL-18967	EFT File	
							<b>18,805.47</b>	<b>18,805.47</b>				
Total Payment Count: <b>65</b>				Totals:				<b>\$518,861.86</b>	<b>\$518,861.86</b>			
Total Check Count: <b>18</b>				Check Totals:				<b>\$48,716.52</b>	<b>\$48,716.52</b>			
Total EFT File Count: <b>41</b>				EFT File Totals:				<b>\$380,551.78</b>	<b>\$380,551.78</b>			
Total Online Payments Count: <b>6</b>				Online Payments Totals:				<b>\$89,593.56</b>	<b>\$89,593.56</b>			
Total Bank Draft Count: <b>0</b>				Bank Draft Totals:				<b>\$0.00</b>	<b>\$0.00</b>			
Total No Check Count: <b>0</b>				No Check Totals:				<b>\$0.00</b>	<b>\$0.00</b>			
<b>Account To Be Paid From 0000-10124-999</b>												
<b>TruBank - VEND-1110 - Bank Draft</b>												
6/27/2026	2022A Principl & Interest		Net 30	676,675.75	0.00	15.00	676,675.75	676,675.75	2022A 060126	BL-18969	Bank Draft	
							<b>676,675.75</b>	<b>676,675.75</b>				
<b>Truist Governmental Finance - VEND-1380 - Bank Draft</b>												
6/27/2026	2022B Principal & Interest		Net 30	301,134.00	0.00	15.00	301,134.00	301,134.00	2022B 060126	BL-18970	Bank Draft	
							<b>301,134.00</b>	<b>301,134.00</b>				

# AP Check Preview

Date Range: All Dates

# Indianola Municipal Utilities

Thursday, June 4, 2026  
9:50:42 AM

Vendor	Due Date	Notes	Terms	Bill Total	Discount	Interest	Amount Due	Pavment	Invoice Number	Bill Number	Payment Type
--------	----------	-------	-------	------------	----------	----------	------------	---------	----------------	-------------	--------------

Total Payment Count:	<b>67</b>	Totals:	<b>\$1,496,671.61</b>	<b>\$1,496,671.61</b>
Total Check Count:	<b>18</b>	Check Totals:	<b>\$48,716.52</b>	<b>\$48,716.52</b>
Total EFT File Count:	<b>41</b>	EFT File Totals:	<b>\$380,551.78</b>	<b>\$380,551.78</b>
Total Online Payments Count:	<b>6</b>	Online Payments Totals:	<b>\$89,593.56</b>	<b>\$89,593.56</b>
Total Bank Draft Count:	<b>2</b>	Bank Draft Totals:	<b>\$977,809.75</b>	<b>\$977,809.75</b>
Total No Check Count:	<b>0</b>	No Check Totals:	<b>\$0.00</b>	<b>\$0.00</b>



# MEMORANDUM

**To:** IMU Board of Trustees of the Electric, Water and Communications Utilities

**From:**

**Date:** June 8, 2026

**Subject:** Approval of Minutes of the prior meetings

---

**Recommendation:**

**Attachments:** 1. 5-11-2026 Minutes final draft

## IMU BOARD OF TRUSTEES OF THE ELECTRIC, WATER AND COMMUNICATIONS UTILITIES

May 11, 2026, 5:30 PM IMU Boardroom Minutes

The IMU Board of Trustees met in regular session at 5:30 pm on May 11, 2026, in the IMU Conference Room. Board Chair Dom Selgrade called the meeting to order and on roll call the following board members were present: Dom Selgrade, Deb White, Lori Smith, Adam Voigts, Paul Vincent Craven.

There was no Public Comment

White moved to approve and Craven seconded the Consent Agenda as follows: Approval of Claims, Approval of Minutes of the prior meetings, March 2026 Finance Report reviewed by Doug Shull. Adam Voigts arrived at 5:32. On roll call, the vote was AYES: Selgrade, Smith, White, Voigts, Craven. NAYS: None. Whereas the motion carried unanimously.

### **Electric Utility Action Items**

Smith moved to approve and Craven seconded **Resolution 2026-037** approving Mutual Aid and Assistance Agreement for the Iowa Association of Municipal Utilities (IAMU) Mutual Aid Program On roll call, the vote was AYES: Selgrade, Smith, White, Voigts, Craven. NAYS: None. Whereas the motion carried unanimously.

### **Electric Utility Informational Items**

Electric Director Mike Metcalf: E Iowa Circuit Switcher project is started, working on the first half to allow continued distribution; 1<sup>st</sup> St project boring has begun, staff are removing and scraping obsolete equipment from the plant, Metcalf and apprentices will be instructing at the IAMU Spring Electric Conference, and staff are busy with spring projects.

### **Water Utility Informational Items**

Water Department GM Chris Desplanques OBO Director Justin Brand: staff are busy with seasonal tasks, and 70% finished with Hydrant Flushing, will start restoration on the 12' main break from last week, meter replacement continues as scheduled, Water Plant roof replacement is progressing, received notification of a significant delay for delivery of the generator from the manufacturer, which will impact the final completion date- contract discussions continue.

### **Communications Utility Action Items**

Smith moved to approve and Craven seconded **Resolution 2026-038** Setting a Public Hearing for Communication Rates. Communications Director Kurt Ripperger explained the hearing was to update the TV packages. On roll call, the vote was AYES: Selgrade, Smith, White, Voigts, Craven. NAYS: None. Whereas the motion carried unanimously.

### **Communications Utility Informational Items**

Communications Director Kurt Ripperger: Staff are progressing on fiber installation for the final MDUs, completing IMU Fiber access for all Indianola residents. TV Conversion is moving forward and should be completed by end of month. The TV streaming app and new STB are working. Marketing and legal meetings are finalizing details for new TV and Internet packages.

### **Combined Electric, Water and Communications Action Items**

White motioned to Approve **Resolution 2026-039** Approving Health Insurance Benefits for the Employees of the Indianola Municipal Utilities, and Voigts seconded. In discussion board members reviewed the minimal changes. On voice vote, Ayes: Selgrade, Smith, White, Voigts, Craven; Nays: None, motion passed unanimously.

Smith motioned to Approve **Resolution 2026-040** Approving Fuel Tank Removal Cost Sharing Agreement, and Craven seconded. In discussion; IMU's will pay up to \$2,600, and the agreement defines and limits liability. On voice vote, Ayes: Selgrade, Smith, White, Voigts, Craven; Nays: None, motion passed unanimously.

White motioned to Approve **Resolution 2026-041** Approving ESRI Authorized Entity Acknowledgment Statement, and Craven seconded. On voice vote, Ayes: Selgrade, Smith, White, Voigts, Craven; Nays: None, motion passed unanimously.

### **Combined Electric, Water and Communications Informational Items**

General Manager Chris DesPlanques: The Shared Services agreement with the city has been finalized and will be presented at the June 8<sup>th</sup> meeting, 2 meetings have been tentatively scheduled; July 22 for the annual Strategic Planning Session, and a June 8 joint meeting with the city to discuss Equipment Insurance coverage following the regular IMU BOT meeting. Employee Appreciation Luncheon is May 28.

**No Other Business** was discussed.

Smith motioned and Craven seconded entry into closed session in accordance with Iowa Code Section 388.9(1) to discuss marketing and pricing strategies and proprietary information of the telecommunications division whose competitive position will be harmed by public disclosure that is not required of potential or actual competitors and no public purpose is served by such disclosure, and on roll call the vote was AYES: Selgrade, Smith, White, Voigts, Craven. NAYS: None. Whereas the motion carried unanimously. Voigts motioned to exit closed session, and White seconded the vote was AYES: Selgrade, Smith, White, Voigts, Craven. NAYS: None. Whereas the motion carried unanimously. **No**

### **Action after Closed Session**

Voigts motioned and Craven seconded Entry into closed session in accordance with Iowa Code Section 21.5 (1)(i) to evaluate the professional competency of an individual whose appointment, hiring, performance, or discharge is being considered when necessary to prevent needless and irreparable injury to that individual's reputation and that individual requests a closed session, and on roll call the vote was AYES: Selgrade, Smith, White, Voigts, Craven. NAYS: None. Whereas the motion carried unanimously. Smith motioned to exit closed session, and Voigts seconded the vote was AYES: Selgrade, Smith, White, Voigts, Craven. NAYS: None. Whereas the motion carried unanimously. **No Action after Closed Session**

Voigts moved to **Adjourn** at 7:12 pm, and Smith seconded. On Voice vote, Ayes: Selgrade, Smith, White, Voigts; Nays: None, motion passed unanimously.



# MEMORANDUM

**To:** IMU Board of Trustees of the Electric, Water and Communications Utilities

**From:**

**Date:** June 8, 2026

**Subject:** April Financial Report

---

**Recommendation:**

**Attachments:** 1. 0426 Financial Report

**Indianola Municipal Utilities**  
**Financial Summary**  
**For the Ten Months Ended April 30, 2026**  
*83% of fiscal year completed*

The monthly financial statements have been revised to reflect the consolidation of the operating and capital funds for each utility into a single fund.

**Operating Expenses** reflect the costs of daily utility and administrative operations.

**O&M Expenses** for each utility include employee costs, repair & maintenance expenses, corporate insurance, and payment in lieu of taxes (PILOT) to the City of Indianola, among other items.

**Allocated Expenses** represent each utility's share of the City of Indianola's shared services and IMU's Administration and Utility Services department costs.

**Net Revenues** are what remains after paying day-to-day operating costs. This is the amount available to fund capital projects, debt service, and reserves.

**Capital Expenses** may vary from budget due to timing of project completion and payments.

**Net Surplus/(Deficit) - Cash Basis** represents Net Revenues less all cash outlays, including capital expenditures and debt service transfers.

**Net Position** reflects the long-term financial position of each utility. It includes total assets – including cash, receivables, and infrastructure – less total liabilities and accumulated depreciation.

**Cash on Hand** - 110 days or more of cash on hand based on the recommended 90-120 days to maintain our bond rating (A). Higher cash balances reflect two factors: progressing slower than budgeted and an intentional accumulation of reserves for anticipated large projects in the coming years.

This report is on a modified cash basis, with monthly (non-cash) depreciation included.

**Indianola Municipal Utilities**  
**Financial Summary**  
**For the Ten Months Ended April 30, 2026**  
*83% of fiscal year completed*

**Water and Electric**

- Revenues are seasonal and do not accrue evenly throughout the year.
- Year-to-date results should be evaluated in the context of seasonality rather than a straight-line 83% benchmark.
- April revenue reflects February-March usage.

**Water**

- Total water usage remains below prior year levels. Reduced irrigation demand as well as the loss of a large water user make up most of the shortfall.

**Electric**

- Electric usage remains steady compared to last fiscal year.

**Fiber**

- The number of fiber subscriptions continues their steady increase from month-to-month, resulting in YTD revenue increase of nearly 5% over prior year.
- Inventory on hand includes both customer premise equipment, \$2,105,845 and stock supply inventory, \$284,981.
- Debt Service is reported on a cash basis. Through April 2026, only the December 1 interest payments have been recorded, which is why year-to-date expense is below budget. The June 1 principal and interest payments of \$978,000 were made on May 28, 2026 and will be reflected in next month's report.

**Admin & Utility Services**

- This fund is intended to maintain a zero balance; any balance reflects routine timing of monthly city service transfers.

**Indianola Municipal Utilities**  
**Financial Summary - Water Utility**  
**For the Ten Months Ended April 30, 2026**  
*83% of fiscal year completed*

<b>Water Operating &amp; Capital Fund</b>						
	<b>FY 2025</b>			<b>FY 2026</b>		
	FY Budget	YTD Actual	% of Bgt	FY Budget	YTD Actual	% of Bgt
<b>Revenues</b>						
Water Service Sales	\$ 3,473,300	\$ 2,561,255	73.7%	\$ 3,637,072	\$ 2,631,390	72.3%
Other Water Revenues	587,684	457,317	77.8%	595,584	454,744	76.4%
<b>Total Revenues</b>	<b>\$ 4,060,984</b>	<b>\$ 3,018,572</b>	<b>74.3%</b>	<b>\$ 4,232,656</b>	<b>\$ 3,086,134</b>	<b>72.9%</b>
<b>Operating Expenses</b>						
Treatment Chemicals	\$ 176,000	\$ 118,883	67.5%	\$ 170,000	\$ 118,272	69.6%
Electricity	231,000	179,392	77.7%	229,200	209,396	91.4%
Water O&M Expenses	1,503,184	1,156,554	76.9%	1,666,420	1,169,974	70.2%
Water Allocated Expenses	391,313	321,581	82.2%	371,087	287,176	77.4%
<b>Total Operating Expenses</b>	<b>\$ 2,301,497</b>	<b>\$ 1,776,410</b>	<b>77.2%</b>	<b>\$ 2,436,707</b>	<b>\$ 1,784,818</b>	<b>73.2%</b>
<b>Net Revenues</b>	<b>\$ 1,759,487</b>	<b>\$ 1,242,162</b>		<b>\$ 1,795,949</b>	<b>\$ 1,301,315</b>	
Water Capital Expenses	2,085,600	851,671	40.8%	1,526,200	658,770	43.2%
<b>Net Surplus / (Deficit) - Cash Basis</b>	<b>\$ (326,113)</b>	<b>\$ 390,491</b>		<b>\$ 269,749</b>	<b>\$ 642,546</b>	

<b>Combined Net Position - Water</b>		
	<b>FY 2025</b>	<b>FY 2026</b>
Beginning Net Position	\$ 18,820,446	\$ 20,058,856
+/- Surplus / (Deficit)	390,491	642,546
Water Depreciation	(536,537)	(549,442)
<b>Ending Net Position</b>	<b>\$ 18,674,400</b>	<b>\$ 20,151,960</b>

<b>Cash on Hand - Water</b>		
	<b>FY 2025</b>	<b>FY 2026</b>
Total Cash	\$ 4,385,855	\$ 5,418,166
Days Cash on Hand	365 days	499 days
<i>(110 day policy)</i>		

**Indianola Municipal Utilities**  
**Financial Summary - Electric Utility**  
**For the Ten Months Ended April 30, 2026**  
*83% of fiscal year completed*

<b>Electric Operating &amp; Capital Fund</b>						
	<b>FY2025</b>			<b>FY 2026</b>		
	FY Budget	YTD Actual	% of Bgt	FY Budget	YTD Actual	% of Bgt
<b>Revenues</b>						
Electric Service Sales	\$ 16,405,606	\$ 14,021,706	85.5%	\$ 17,225,886	\$ 14,640,315	85.0%
Other Electric Revenues	3,317,200	3,093,291	93.3%	3,594,800	2,925,861	81.4%
<b>Total Revenues</b>	<b>\$ 19,722,806</b>	<b>\$ 17,114,997</b>	<b>86.8%</b>	<b>\$ 20,820,686</b>	<b>\$ 17,566,176</b>	<b>84.4%</b>
<b>Operating Expenses</b>						
Purchased Energy	\$ 9,862,409	\$ 7,656,386	77.6%	\$ 10,828,925	\$ 8,365,998	77.3%
Purchased Solar	500,000	-	0.0%	500,000	49,252	9.9%
Transmission	1,137,591	837,670	73.6%	1,330,981	711,357	53.4%
Electric O&M Expenses	4,760,366	3,848,122	80.8%	4,253,456	3,450,417	81.1%
Electric Allocated Expenses	632,854	521,540	82.4%	596,897	495,739	83.1%
<b>Total Operating Expenses</b>	<b>\$ 16,893,220</b>	<b>\$ 12,863,718</b>	<b>76.1%</b>	<b>\$ 17,510,259</b>	<b>\$ 13,072,763</b>	<b>74.7%</b>
<b>Net Revenues</b>	<b>\$ 2,829,586</b>	<b>\$ 4,251,279</b>		<b>\$ 3,310,427</b>	<b>\$ 4,493,413</b>	
Electric Debt Service	\$ 731,202	740,914	101.3%	\$ 678,800	692,733	102.1%
Electric Capital Expenses	2,579,400	1,745,322	67.7%	2,421,000	1,483,519	61.3%
<b>Net Surplus / (Deficit) - Cash Basis</b>	<b>\$ (481,016)</b>	<b>\$ 1,765,044</b>		<b>\$ 210,627</b>	<b>\$ 2,317,161</b>	

<b>Combined Net Position - Electric</b>		
	<b>FY 2025</b>	<b>FY 2026</b>
Beginning Net Position	\$ 46,460,388	\$ 48,416,630
+/- Surplus / (Deficit)	1,765,044	2,317,161
Electric Depreciation	(1,379,189)	(1,297,467)
<b>Ending Net Position</b>	<b>\$ 46,846,243</b>	<b>\$ 49,436,324</b>

<b>Cash on Hand - Electric</b>		
	<b>FY 2025</b>	<b>FY 2026</b>
Total Cash	\$ 18,337,385	\$ 21,087,668
Days Cash on Hand	331 days	373 days
<i>(110 day policy)</i>		

**Indianola Municipal Utilities**  
**Financial Summary - Fiber Utility**  
**For the Ten Months Ended April 30, 2026**  
*83% of fiscal year completed*

<b>Fiber Operating &amp; Capital Fund</b>						
	<b>FY 2025</b>			<b>FY 2026</b>		
	FY Budget	YTD Actual	% of Bgt	FY Budget	YTD Actual	% of Bgt
<b>Revenues</b>						
Fiber Service Sales	\$ 5,230,000	\$ 4,346,668	83.1%	\$ 5,365,000	\$ 4,551,728	84.8%
Other Fiber Revenues	410,050	278,616	67.9%	490,450	339,674	69.3%
<b>Total Revenues</b>	<b>\$ 5,640,050</b>	<b>\$ 4,625,284</b>	<b>82.0%</b>	<b>\$ 5,855,450</b>	<b>\$ 4,891,402</b>	<b>83.5%</b>
<b>Operating Expenses</b>						
Wholesale Provider Costs	\$ 1,187,000	\$ 1,028,999	86.7%	\$ 1,205,000	\$ 1,090,739	90.5%
Transport Charges	95,000	119,265	125.5%	85,000	62,915	74.0%
Fiber O&M Expenses	2,028,843	1,540,734	75.9%	2,117,825	1,741,161	82.2%
Fiber Allocated Expenses	316,993	257,752	81.3%	317,190	262,320	82.7%
<b>Total Operating Expenses</b>	<b>\$ 3,627,836</b>	<b>\$ 2,946,750</b>	<b>81.2%</b>	<b>\$ 3,725,015</b>	<b>\$ 3,157,136</b>	<b>84.8%</b>
<b>Net Revenues</b>	<b>\$ 2,012,214</b>	<b>\$ 1,678,534</b>		<b>\$ 2,130,435</b>	<b>\$ 1,734,266</b>	
Fiber Debt Service	\$ 1,126,528	167,611	14.9%	\$ 1,126,620	156,296	13.9%
Fiber Capital Expenses	1,121,300	529,784	47.2%	998,800	523,965	52.5%
<b>Net Surplus / (Deficit) - Cash Basis</b>	<b>\$ (235,614)</b>	<b>\$ 981,139</b>		<b>\$ 5,015</b>	<b>\$ 1,054,005</b>	

<b>Combined Net Position - Fiber</b>		
	<b>FY 2025</b>	<b>FY 2026</b>
Beginning Net Position	\$ (1,684,138)	\$ (790,464)
+/- Surplus / (Deficit)	981,139	1,054,005
Fiber Depreciation	(616,148)	(589,244)
<b>Ending Net Position</b>	<b>\$ (1,319,147)</b>	<b>\$ (325,703)</b>

<b>Cash on Hand - Fiber</b>		
	<b>FY 2025</b>	<b>FY 2026</b>
Total Cash	\$ 1,194,123	\$ 1,153,827
Days Cash on Hand	74 days	72 days
<i>(110 day policy)</i>		

**Indianola Municipal Utilities**  
**Financial Summary - Admin / Utility Services**  
**For the Ten Months Ended April 30, 2026**  
*83% of fiscal year completed*

<b>Admin / Utility Services Operating Fund</b>						
	<b>FY 2025</b>			<b>FY 2026</b>		
	FY Budget	YTD Actual	% of Bgt	FY Budget	YTD Actual	% of Bgt
<b>Revenues</b>						
Admin/US Revenue	\$ 1,409,493	\$ 1,216,593	86.3%	\$ 1,444,214	\$ 1,175,666	81.4%
<b>Total Revenues</b>	<b>\$ 1,409,493</b>	<b>\$ 1,216,593</b>	<b>86.3%</b>	<b>\$ 1,444,214</b>	<b>\$ 1,175,666</b>	<b>81.4%</b>
<b>Operating Expenses</b>						
Admin/US O&M Expenses	1,409,493	1,116,408	79.2%	1,444,214	1,179,347	81.7%
<b>Total Operating Expenses</b>	<b>\$ 1,409,493</b>	<b>\$ 1,116,408</b>	<b>79.2%</b>	<b>\$ 1,444,214</b>	<b>\$ 1,179,347</b>	<b>81.7%</b>
<b>Net Revenues</b>	<b>\$ -</b>	<b>\$ 100,185</b>		<b>\$ -</b>	<b>\$ (3,681)</b>	
<b>Net Surplus / (Deficit) - Cash Basis</b>	<b>\$ -</b>	<b>\$ 100,185</b>		<b>\$ -</b>	<b>\$ (3,681)</b>	

<b>Combined Net Position - Admin/Utility Services &amp; Liability Insurance Fund</b>		
	<b>FY 2025</b>	<b>FY 2026</b>
Beginning Net Position	\$ 190,442	\$ 256,809
+/- Surplus / (Deficit)	100,185	(3,681)
Admin/US Depreciation	(29,493)	(29,493)
<b>Ending Net Position</b>	<b>\$ 261,134</b>	<b>\$ 223,635</b>

<b>Cash on Hand - Admin/Utility Services &amp; Liability Insurance Fund</b>		
	<b>FY 2025</b>	<b>FY 2026</b>
Total Cash	\$ 576,217	\$ 661,466
Transfer of City Services collected in April	<u>(519,550)</u>	<u>(541,182)</u>
	<b>\$ 56,667</b>	<b>\$ 120,284</b>

**Indianola Municipal Utilities**  
**Financial Summary - Supplemental Information**  
**For the Ten Months Ended April 30, 2026**

**Water Utility**

	Gallons Billed		Inventory on Hand	
	FY 2025	FY 2026	FY 2025	FY 2026
Jul	35,997,123	36,675,070	Jul \$ 408,909	\$ 335,804
Aug	31,501,680	32,864,800	Aug 401,413	321,662
Sep	35,801,270	31,933,430	Sep 390,131	318,511
Oct	29,598,580	36,128,840	Oct 389,592	310,751
Nov	37,798,490	30,821,760	Nov 385,777	299,644
Dec	30,435,080	27,221,330	Dec 389,152	335,234
Jan	27,068,140	26,744,000	Jan 380,803	321,038
Feb	25,627,380	26,713,890	Feb 367,443	333,749
Mar	26,746,450	25,475,040	Mar 360,226	321,640
Apr	24,871,480	26,921,680	Apr 357,757	301,585
May			May	
Jun			Jun	
<b>YTD Total</b>	<b>305,445,673</b>	<b>301,499,840</b>	<b>YTD Average \$ 383,120</b>	<b>\$ 319,962</b>
		-1.3%		-16.5%

**Electric Utility**

	kWh Billed		Inventory on Hand	
	FY 2025	FY 2026	FY 2025	FY 2026
Jul	11,474,827	9,943,489	Jul \$ 1,678,539	\$ 1,755,215
Aug	11,677,408	12,977,028	Aug 1,646,986	1,738,861
Sep	12,734,385	13,591,939	Sep 1,656,391	1,710,662
Oct	11,210,423	11,668,000	Oct 1,711,813	1,689,418
Nov	10,596,661	10,189,964	Nov 1,681,717	1,728,756
Dec	8,582,354	8,300,186	Dec 1,655,261	1,710,369
Jan	9,577,134	9,857,030	Jan 1,704,400	1,699,749
Feb	9,854,880	9,641,767	Feb 1,874,764	1,702,107
Mar	10,237,415	10,402,201	Mar 2,031,369	1,721,779
Apr	8,852,345	9,113,755	Apr 2,015,939	1,854,064
May			May	
Jun			Jun	
<b>YTD Total</b>	<b>104,797,832</b>	<b>105,685,359</b>	<b>YTD Average \$ 1,765,718</b>	<b>\$ 1,731,098</b>
		0.8%		-2.0%

**Fiber Utility**

	Subscriptions		Inventory on Hand	
	FY 2025	FY 2026	FY 2025	FY 2026
Jul	4,177	4,444	Jul \$ 1,819,505	\$ 2,035,210
Aug	4,204	4,459	Aug 1,823,670	2,025,066
Sep	4,230	4,446	Sep 1,875,146	2,030,392
Oct	4,268	4,476	Oct 1,857,023	2,071,282
Nov	4,290	4,479	Nov 1,886,575	2,133,190
Dec	4,280	4,514	Dec 1,896,759	2,152,234
Jan	4,319	4,514	Jan 1,895,756	2,138,202
Feb	4,327	4,528	Feb 1,909,404	2,348,983
Mar	4,355	4,554	Mar 1,924,920	2,371,773
Apr	4,376	4,572	Apr 1,934,659	2,390,826
May			May	
Jun			Jun	
<b>YTD Total</b>	<b>42,826</b>	<b>44,986</b>	<b>YTD Average \$ 1,882,342</b>	<b>\$ 2,169,716</b>
		5.0%		15.3%



# MEMORANDUM

**To:** IMU Board of Trustees of the Electric, Water and Communications Utilities

**From:**

**Date:** June 8, 2026

**Subject:** Resolutions Setting The Salaries For Appointed Officers And Employees Of The Indianola Municipal Utilities Effective JULY 12, 2026

---

**Recommendation:**

- Attachments:**
1. FY 26-27 IMU Salary Resolution 2026 Non Union
  2. FY 26-27 IMU Salary Resolution 2026 Union

Indianola Municipal Utilities

RESOLUTION NO 2026 -

**A RESOLUTION SETTING THE SALARIES FOR APPOINTED OFFICERS AND EMPLOYEES  
OF THE INDIANOLA MUNICIPAL UTILITIES EFFECTIVE JULY 12, 2026**

**Section 1.** The following persons and positions named shall be paid the salaries or wages indicated, and the Finance Director is authorized to issue warrants, less legally required or authorized deductions from the amounts set out below, on a biweekly basis, and make such contributions to I.P.E.R.S. and Social Security or other purposes as required by law or authorization of the Trustees, all subject to audit and review by the Board of Trustees:

<u>NAME</u>	<u>RANGE</u>	<u>PROPOSED ANNUAL</u>	<u>HOURLY</u>
Paul Craven		\$3,250	No Change
Gwen Schroder		\$3,250	No Change
Dom Selgrade		\$3,250	No Change
Lori Smith		\$3,250	No Change
Adam Voigts		\$3,250	No Change
Justin Brand	9-C	\$120,432	\$57.90
Elisha Brown	6-E	\$94,890	\$45.62
Breanna Catron	1-B	\$59,883	\$28.79
Aaron Gebhart	0-A.5	\$37,918	\$18.23
Kurt Gocken	8-F	\$118,144	\$56.80
Skye McBroom	6-E	\$94,890	\$45.62
Mike Metcalf	10-A	\$147,826	\$71.07
Angie Michael	2-D	\$67,829	\$32.61
Dylan Michelsen	3-D	\$72,571	\$34.89
Doug Pagel	4-D	\$77,667	\$37.34
Kurt Ripperger	10-A	\$147,826	\$71.07
Michelle Sheraden	9-A.5	\$115,378	\$55.47
Monica Thompson	2-B	\$64,064	\$30.80
Rhonda Vance	1-B	\$59,883	\$28.79

**Section 2.** Employees will also continue to receive the benefits included in the supplemental FY26-27 Employee Fringe Benefits Guide.

Passed and approved on this 8th day of June 2026.

\_\_\_\_\_  
Dom Selgrade, Chairperson

ATTEST:

\_\_\_\_\_  
Monica Thompson, Board Secretary

Indianola Municipal Utilities

RESOLUTION NO 2026

**A RESOLUTION SETTING THE SALARIES FOR APPOINTED OFFICERS AND EMPLOYEES  
OF THE INDIANOLA MUNICIPAL UTILITIES EFFECTIVE JULY 12, 2026**

**Section 1.** The following persons and positions named shall be paid the salaries or wages indicated, and the Finance Director is authorized to issue warrants, less legally required or authorized deductions from the amounts set out below, on a biweekly basis, and make such contributions to I.P.E.R.S. and Social Security or other purposes as required by law or authorization of the Trustees, all subject to audit and review by the Board of Trustees:

<u>NAME</u>	<u>RANGE</u>	<u>PROPOSED ANNUAL</u>	<u>HOURLY</u>
Luke Anctil		\$95,077	\$45.71
Ryan Boozell	6-E	\$94,890	\$45.62
Ron Bowlin	3-E	\$74,693	\$35.91
Matt Breeden	2-E	\$69,805	\$33.56
Warren Breeden	M-B	\$70,242	\$33.77
Jonathan Buehler	M-C	\$73,653	\$35.41
Stephen Clingman	6-E	\$94,890	\$45.62
Clay Collier	M-D	\$77,022	\$37.03
Matt Dahl	M-D	\$77,022	\$37.03
Greg Dittmer		\$95,493	\$45.91
Cole Edgington	2-C	\$65,936	\$31.70
Nathan Edwards	7-E	\$104,374	\$50.18
Kyle Festler		\$95,326	\$45.83
Jason Henle	7-E	\$104,374	\$50.18
Ben Hildreth	6-E	\$94,890	\$45.62
Jeromy Hoffman	2-E	\$69,805	\$33.56
Eric Lane	6-E	\$94,890	\$45.62
Brady Leonard	3-C	\$70,554	\$33.92
Kevin Marmon	5-C	\$80,766	\$38.83
Trystan Minnis	5-C	\$80,766	\$38.83
Tyler Offenburger	7-E	\$104,374	\$50.18
Rodney Powers		\$95,493	\$45.91
Aaron Rasko	6-E	\$94,890	\$45.62
Eric Schreier	7-E	\$104,374	\$50.18
Tyler Smith	6-D	\$92,206	\$44.33

**Section 2.** Employees will also continue to receive the benefits included in the supplemental FY26-27 Employee Fringe Benefits Guide.

Passed and approved on this 8th day of June 2026.

\_\_\_\_\_  
Dom Selgrade, Chairperson

ATTEST:

\_\_\_\_\_  
Monica Thompson, Board Secretary

# MEMORANDUM

**To:** IMU Board of Trustees of the Electric, Water and Communications Utilities  
**From:**  
**Date:** June 8, 2026  
**Subject:** Quarter 1 State Offset

---

**Recommendation:**

Consider approval of utility accounts to be written off and to use any customary collection method, including submission to the state offset program, and to charge any applicable collection fees.

**Attachments:**

1. Write Offs Q1 IMU
2. Master IMU Write Off Sheet previous years

## IMU 2026 Q1 Write Offs

Electric Billed	\$3,968,374.61	
Electric Write-off	\$11,930.68	0.30%
Water Billed	\$785,349.48	
Water Write-off	\$1,955.64	0.25%
Telecom Billed	\$1,458,656.36	
Telecom Write-off	\$2,764.77	0.19%

### Total # of accounts wrote off - 35

Service	Total Dollar Amount
Admin Fee Telecom	\$ 264.76
Electric	\$ 11,930.68
Internet	\$ 2,210.49
Video	\$ 149.80
Water	\$ 1,955.64
Phone	\$ 139.72
<b>Grand Total</b>	<b>\$ 16,651.09</b>

	Electric	Water	Fiber	Total		Billed	
2020 Q1	\$ -	\$ -	\$ -	\$ -		\$ -	2020 Q1
2020 Q2	\$ -	\$ -	\$ -	\$ -		\$ -	2020 Q2
2020 Q3	\$ -	\$ -	\$ -	\$ -		\$ -	2020 Q3
2020 Q4	\$ 94,423.05	\$ 10,258.90	\$ 21,030.59	\$ 125,712.54	<b>2020 Year Total</b>	\$22,791,382.92	2020 Q4
<b>Total</b>	<b>94423.05</b>	<b>10258.9</b>	<b>21030.59</b>		<b>\$ 125,712.54</b>	<b>\$22,791,382.92</b>	<b>Total</b>
2021 Q1	\$ 15,295.20	\$ 1,916.64	\$ 1,579.28	\$ 18,791.12		\$ 5,156,082.50	2021 Q1
2021 Q2	\$ 24,269.78	\$ 3,613.11	\$ 7,325.55	\$ 35,208.44		\$ 4,731,319.59	2021 Q2
2021 Q3	\$ 30,962.47	\$ 3,166.59	\$ 5,782.16	\$ 39,911.22		\$ 6,461,485.61	2021 Q3
2021 Q4	\$ 16,663.91	\$ 2,745.50	\$ 1,793.22	\$ 21,202.63	<b>2021 Year Total</b>	\$ 5,734,992.34	2021 Q4
<b>Total</b>	<b>\$ 87,191.36</b>	<b>\$ 11,441.84</b>	<b>\$ 16,480.21</b>		<b>\$ 115,113.41</b>	<b>\$22,083,880.04</b>	<b>Total</b>
2022 Q1	\$ 23,751.80	\$ 4,140.98	\$ 4,893.85	\$ 32,786.63		\$ 4,903,775.99	2022 Q1
2022 Q2	\$ 14,131.61	\$ 5,200.81	\$ 2,827.08	\$ 22,159.50		\$ 5,048,142.99	2022 Q2
2022 Q3	\$ 19,033.37	\$ 1,967.77	\$ 6,588.42	\$ 27,589.56		\$ 7,026,036.45	2022 Q3
2022 Q4	\$ 13,275.56	\$ 1,276.93	\$ 4,352.77	\$ 18,905.26	<b>2022 Year Total</b>	\$ 5,748,767.56	2022 Q4
<b>Total</b>	<b>\$ 70,192.34</b>	<b>\$ 12,586.49</b>	<b>\$ 18,662.12</b>		<b>\$ 101,440.95</b>	<b>\$22,726,722.99</b>	<b>Total</b>
2023 Q1	\$ 12,321.75	\$ 2,562.37	\$ 5,050.43	\$ 19,934.55		\$ 5,536,842.34	2023 Q1
2023 Q2	\$ 17,161.87	\$ 3,994.19	\$ 5,198.47	\$ 26,354.53		\$ 5,247,361.73	2023 Q2
2023 Q3	\$ 26,887.28	\$ 4,348.64	\$ 8,319.25	\$ 39,555.17		\$ 6,918,285.58	2023 Q3
2023 Q4	\$ 19,205.96	\$ 1,952.72	\$ 3,048.12	\$ 24,206.80	<b>2023 Year Total</b>	\$ 6,234,078.30	2023 Q4
<b>Total</b>	<b>\$ 75,576.86</b>	<b>\$ 12,857.92</b>	<b>\$ 21,616.27</b>		<b>\$ 110,051.05</b>	<b>\$23,936,567.95</b>	<b>Total</b>
2024 Q1	\$ 8,673.83	\$ 1,038.14	\$ 3,614.35	\$ 13,326.32		\$ 4,494,521.28	2024 Q1
2024 Q2	\$ 17,887.36	\$ 2,169.98	\$ 4,021.45	\$ 24,078.79		\$ 5,258,652.65	2024 Q2
2024 Q3	\$ 29,193.87	\$ 3,786.37	\$ 7,310.16	\$ 40,290.40		\$ 6,511,635.81	2024 Q3
2024 Q4	\$ 15,394.72	\$ 2,129.05	\$ 3,084.09	\$ 20,607.86	<b>2024 Year Total</b>	\$6,293,434.87	2024 Q4
<b>Total</b>	<b>\$ 71,149.78</b>	<b>\$ 9,123.54</b>	<b>\$ 18,030.05</b>		<b>\$ 98,303.37</b>	<b>\$22,558,244.61</b>	<b>Total</b>
2025 Q1	\$ 14,390.94	\$ 995.73	\$ 3,388.32	\$ 18,774.99		\$ 5,943,181.15	2025 Q1
2025 Q2	\$ 16,410.27	\$ 1,931.20	\$ 3,923.21	\$ 22,264.68		\$ 5,718,897.41	2025 Q2
2025 Q3	\$ 19,501.70	\$ 2,336.55	\$ 8,885.03	\$ 30,723.28		\$ 7,602,495.33	2025 Q3
2025 Q4	\$ 12,437.93	\$ 1,348.14	\$ 3,670.82	\$ 17,456.89	<b>2025 Year Total</b>	\$ 6,461,868.41	2025 Q4
<b>Total</b>	<b>\$ 62,740.84</b>	<b>\$ 6,611.62</b>	<b>\$ 19,867.38</b>		<b>\$ 89,219.84</b>	<b>\$25,726,442.30</b>	<b>Total</b>

0.55%

0.52%

0.45%

0.46%

0.44%

0.35%

2020-2025	Electric	Water	Fiber	2020-2025 Total
<b>Totals</b>	<b>\$ 461,274.23</b>	<b>\$ 62,880.31</b>	<b>\$ 115,686.62</b>	<b>\$139,823,240.81</b>
<b>Averages</b>	<b>\$ 76,879.04</b>	<b>\$ 10,480.05</b>	<b>\$ 19,281.10</b>	<b>\$ 23,303,873.47</b>

## MEMORANDUM

**To:** IMU Board of Trustees of the Electric, Water and Communications Utilities

**From:**

**Date:** June 8, 2026

**Subject:** Authorization for Warren Water District to serve a customer within their territory upon proper notice to IMU since the customer is within 2 miles of the IMU territory, located at 15746 Illinois St.

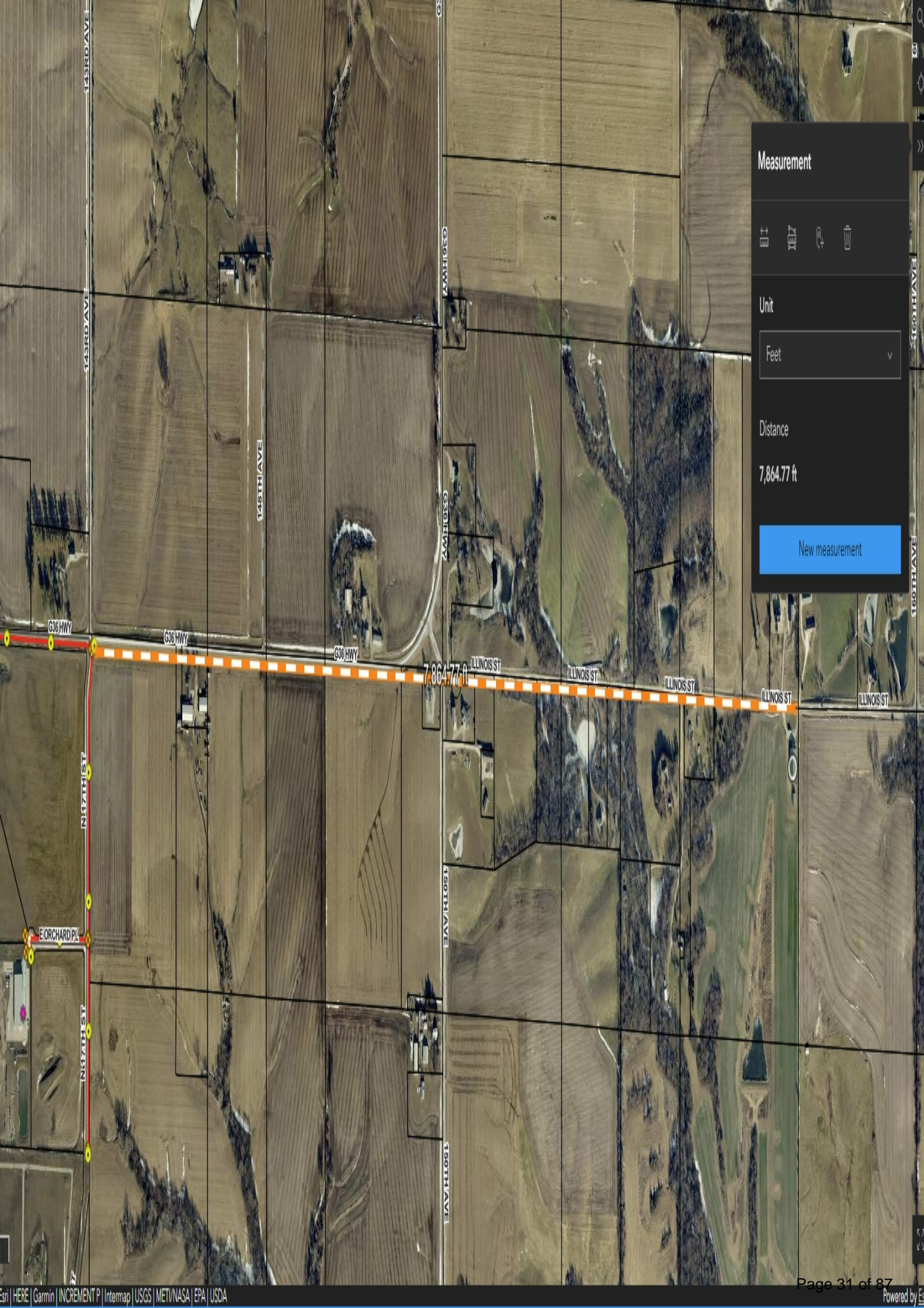
---

### **Recommendation:**

Under state regulations for water service territories, Warren Water District (WWD) is required to provide notice to IMU when a customer has requested service from WWD when the location is within 2 miles of the IMU service territory. A resident at 15746 Illinois St has requested service from WWD and WWD has provided notification to IMU as the property is within 2 miles of the IMU water district. To serve this customer outside of the IMU district, IMU would have to construct a 7,864.77 foot extension to the property. Superintendent Brand is recommending the Board of Trustees acknowledge the notification from WWD to serve the property as it is within WWD service territory and WWD already has a water main at this location.

A simple motion approving the notification from WWD to service this property outside of the IMU water service territory is in order.

**Attachments:** 1. 15746 Illinois St



Measurement

Unit: Feet

Distance: 7,864.77 ft

New measurement

## MEMORANDUM

**To:** IMU Board of Trustees of the Electric, Water and Communications Utilities

**From:**

**Date:** June 8, 2026

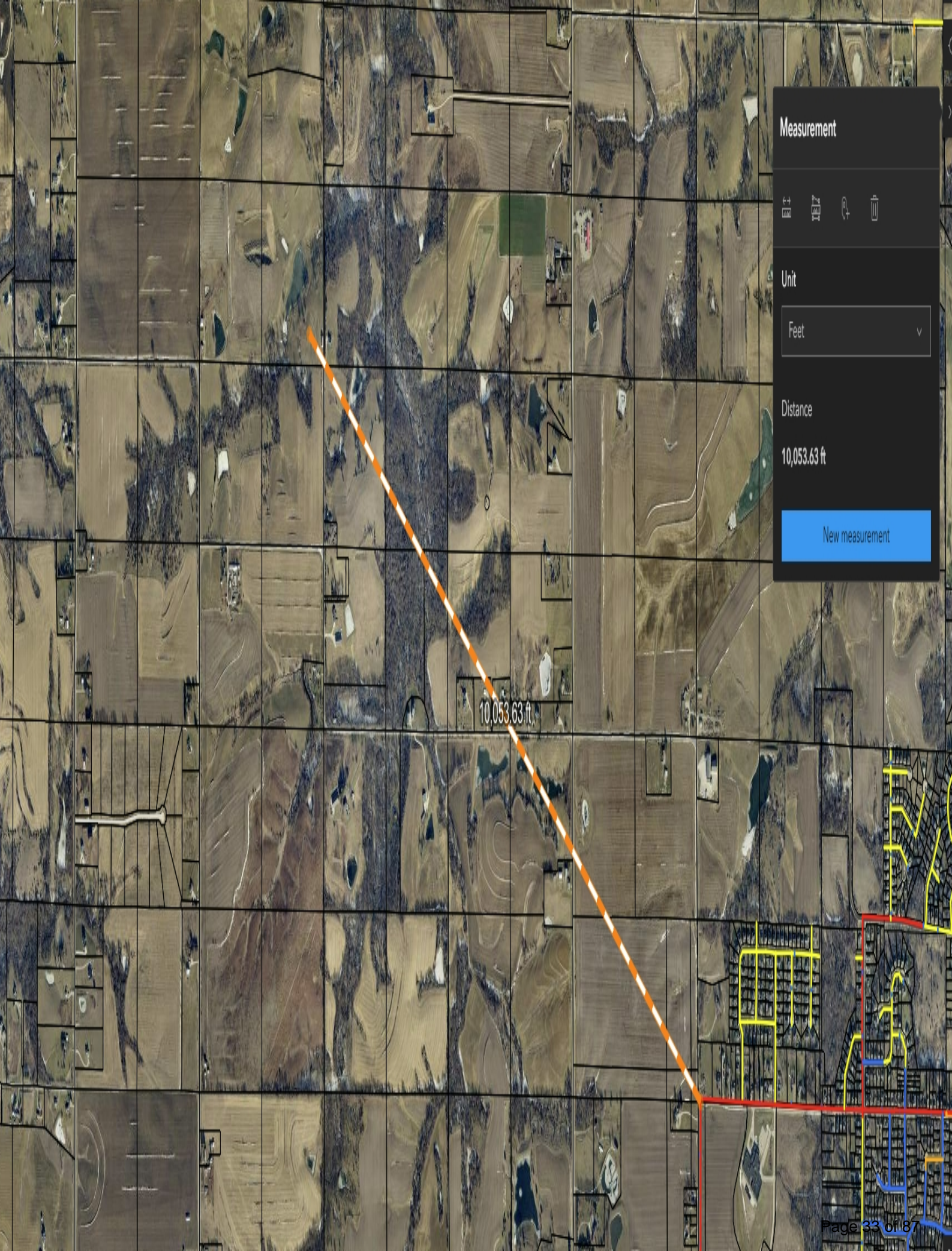
**Subject:** Authorization for Warren Water District to serve a customer within their territory upon proper notice to IMU since the customer is within 2 miles of the IMU territory, located at Warren County Parcel ID# 14000160680

---

**Recommendation:**

Under state regulations for water service territories, Warren Water District (WWD) is required to provide notice to IMU when a customer has requested service from WWD when the location is within 2 miles of the IMU service territory. A resident at {address} has requested service from WWD and WWD has provided notification to IMU as the property is within 2 miles of the IMU water district. To serve this customer outside of the IMU district, IMU would have to construct a 10,053.63 foot extension to the property. Superintendent Brand is recommending the Board of Trustees acknowledge the notification from WWD to serve the property as it is within WWD service territory and WWD already has a water main at this location.

**Attachments:** 1. WWD Request



Measurement

Unit: Feet

Distance: 10,053.63 ft

New measurement

10,053.63 ft

# MEMORANDUM

**To:** IMU Board of Trustees of the Electric, Water and Communications Utilities

**From:**

**Date:** June 8, 2026

**Subject:** Resolution to Approve Purchase of equipment for the Downtown Substation/Switchgear 4 kV system

---

**Recommendation:**

**Attachments:**

1. Res 2026 Approve Purchase of equipment for the Downtown Substation-Switchgear 4 kV system
2. Federal Pacific 303092-R3
3. WESCO Quote Fedpac Rev 2
4. RESCO 303092-R3 Indianola Revised
5. Fletcher Reinhardt S1369881-0001

Indianola Municipal Utilities  
Resolution 2026-

**RESOLUTION APPROVING PURCHASE OF EQUIPMENT FOR THE DOWNTOWN  
SUBSTATION/SWITCHGEAR 4 KV SYSTEM**

**WHEREAS**, the Indianola Municipal Utilities Electric Department needs to purchase equipment for the Downtown Substation/Switchgear 4 kV system; and

**WHEREAS**, The Board of Trustees believes it to be in the best interest of Indianola Municipal Utilities to award the bid to Federal Pacific for 2 units with a combined total of \$253,762.00 (\$126,881.00 each) plus applicable taxes.

**NOW, THEREFORE BE IT RESOLVED**, by the Indianola Board of Trustees that IMU Staff is authorized and directed to execute the payment on behalf of Indianola Municipal Utilities.

Approved this 8th day of June 2026.

\_\_\_\_\_  
Dom Selgrade IMU

Chairperson

ATTEST:

\_\_\_\_\_  
Monica Thompson, BOT Secretary



Date: 06/2/2026

Proposal No. 303092-R2

Project Name: Indianola

To: Jeff Keech

From: John Fleenor for Aaron T. Fleenor

Telephone: (276) 645-8282

e-mail: [Aaron.Fleenor@federalpacific.com](mailto:Aaron.Fleenor@federalpacific.com)

We are pleased to submit our quotation for the following **Federal Pacific** product:

**Comments/Clarifications**

- FP switchgear shall conform to the applicable standards of ANSI, NEMA & IEEE.
- UL Listing is not provided.
- Lugs, bushing inserts, and cable terminations are not provided.
- Relay programming is not included in the scope of this offer.
- No specification supplied. The customer is responsible for viewing this quotation for compliance, deviations, exclusions and improper information supplied. If you feel an error or omission has been made, please contact the factory immediately.

**Revised ITEM #1: One (1) 5kV Outdoor Padmount Type Switchgear PSV - 441444XX**

Federal Pacific Dead-front Padmount Switchgear assembly

**Bay #1**

Qty. (1) 15kV, 600A, Air load break, visible blade, Federal Pacific Auto-Jet switch with AUX contact for monitoring switch position.

Qty. (1) Fused Potential Transformer (PT), 2.4kV class, single bushing, 750 VA for control power connected to the tie-bus.

Qty. (3) Relay accuracy CTs, GE/ITI Model 117-122 or equal. CT's to be wired to customer terminal block located inside of the control cabinet.

Qty. (3) Fused Potential Transformer (PT), 2.4kV class, single bushing, 750 VA for sensing connected to the tie-bus.

Qty. (3) 15kV, 600Amp, IEEE 386 bushings for termination of power cables.

**Bay #2**

Qty. (1) Three phase, Tavrada magnetically operated ISM15-LD circuit breaker.

Qty. (3) Relay accuracy CTs, GE/ITI Model 115-601 or equal, relay class C50.

Qty. (3) 15kV, 600Amp, IEEE 386 bushing wells for termination of power cables.

**Bay #3**

Qty. (1) Three phase, Tavrada magnetically operated ISM15-LD circuit breaker.

Qty. (3) Relay accuracy CTs, GE/ITI Model 115-601 or equal, relay class C50.

Qty. (3) 15kV, 600Amp, IEEE 386 bushing wells for termination of power cables.

**Bay #4**

Qty. (1) Three phase, Tavrada magnetically operated ISM15-LD circuit breaker.

Qty. (3) Relay accuracy CTs, GE/ITI Model 115-601 or equal, relay class C50.

Qty. (3) 15kV, 600Amp, IEEE 386 bushing wells for termination of power cables.

Qty (1) Control cabinet to be mounted on the side of the enclosure in which Federal Pacific will mount the following:

Qty (3) SEL-751 relay P/N 751402B1B0X0X851C20 (Figure #1)

Qty (1) 2725#BGFG



- Qty (3) Tavrida Circuit Breaker control module
- Qty (6) Breaker indication lights
- Qty (1) GFCI switched receptacle (120VAC)
- Qty (1) Altech UPS 24V, 14Ah
- Qty (1) Thermostatically controlled, non-condensation heater, independent of the heater in the medium voltage compartment.

**General Equipment Characteristics:**

Outdoor Padmount Construction

**Approximate** footprint dimensions are 57”H x 76”W x 86”D.

Unit must be lifted from the top with lifting brackets provided.

Control cabinet located on side of the switchgear adds approximately 18” to total width.

11 Gauge Mild Steel

Finish: Munsell Green

Space heaters with thermostat (control power from within the assembly)

LED lighting in control cabinet as well as Medium Voltage section

**Equipment Ratings:**

- Voltage: 15kV
- Current: 600A
- Frequency: 60HZ
- Interrupt rating: 20kA Sym.
- BIL: 95kV

**SEL-751 Feeder Protection Relay**

		Part Number																		
		7	5	1	4	0	2	B	1	B	0	X	0	X	8	5	1	C	2	0
Category	Selection	1	2	3	4	5	6	7	8	9	10	11	12	13	14	15	16	17	18	19
Advanced Features	Reclosing and Directional				4															
User Interface	English				0															
Front Panel	2x16 LCD With 4 Pushbuttons																1			
Slot A Power Supply Voltage	24-48 Vdc							2												
Slot A Digital Input Voltage	24 Vdc/Vac							B												
Slot B Ethernet (Port 1)	Single 10/100BASE-T Ethernet																			C
Slot B Multimode Fiber ST (Port 2)	No																			C
Slot B Rear Serial Port (Port 3)	EIA-232																			C
IEC 61850 Protocol	No																			2
DNP3 Protocol	Yes																			2
IEC 60870-5-103 Protocol	No																			2
EtherNet/IP Protocol	No																			2
Extended IO (Slots 1, 2, 3, 4)	None				0															
Slot C	4 DI / 4 DO Electromechanical (Form A)								1	B										
Slot C Digital Input Voltage	24 Vdc/Vac								1	B										
Slot D	Empty										0	X								
Slot D Digital Input Voltage	NA										0	X								
Slot E	Empty												0	X						
Slot E Digital Input Voltage	NA												0	X						
Slot Z Voltage Inputs	3-Phase AC Voltage (300 Vac)															8				
Slot Z Current Inputs	5 Amp Phase, 5 Amp Neutral																5			
Conformal Coat	No																			0
DMA Bundle	No																			

**Figure #1 – Relay Configuration**



**Revised Price for Item #1: \$126,881.00 Net Each as Required**

**Terms and Conditions**

Normal shipment shall begin within approximately 26-30 weeks after our acceptance of your formal purchase order, and you manufacturing release authorization with all required details. When drawing approval is required, the shipment date will be delayed by the time necessary for the release authorization process. Approval drawings will be submitted approximately 6-10 weeks after our order acceptance. If a better shipping schedule is required, please consult the factory.

**This quotation is valid for 30 days.**

In the event shipment date is extended for any reason, we reserve the right to revise the price or revoke our quote. Hold for approval orders not released within 30 days after receipt of our approval drawings shall be reviewed and subject to price increase. The Shipment Date is subject to change at time of order release based on current production backlog.

Freight will be **EXW Factory** allowed with the seller paying the freight. The seller will determine the method of transportation and the routing of the shipment. Where the purchaser requires shipment by a method of transportation or routing other than that of the seller's selection, any additional transportation and/or packing expense is to be borne by the purchaser.

**“Due to the evolving nature of tariffs, please note that the prices quoted may be subject to change as they do not include any taxes, tariffs or duties associated with the transaction. We will continue to closely monitor the situation and will promptly communicate any adjustments that may arise.”**

**“All transactions are subject to EMC’s Sales Terms and Conditions found at: <https://www.electro-mechanical.com/sales-terms-and-conditions/> Please contact your customer service representative if you are unable to access the site listed above.”**

**WESCO Distribution Inc.**

**2301 Fleur Drive**

**Des Moines, IA 50321**

**Ph: (515) 577-4215**

**Fax: (515) 244-9727**

**E-mail: [AKilstrom@wesco.com](mailto:AKilstrom@wesco.com)**



Quote dated: 6/3/2026

Prepared for: Indianola Municipal Utilities

Prepared by: Alec Kilstrom

WESCO terms and conditions apply to quotations and can be viewed at:  
[http://www.wesco.com/terms\\_and\\_conditions\\_of\\_sale.pdf](http://www.wesco.com/terms_and_conditions_of_sale.pdf)

---

We are pleased to submit our quotation for the following **Federal Pacific** product:

**Comments/Clarifications**

- FP switchgear shall conform to the applicable standards of ANSI, NEMA & IEEE.
- UL Listing is not provided.
- Lugs, bushing inserts, and cable terminations are not provided.
- Relay programming is not included in the scope of this offer.
- No specification supplied. The customer is responsible for viewing this quotation for compliance, deviations, exclusions and improper information supplied. If you feel an error or omission has been made, please contact the factory immediately.

**Revised ITEM #1: One (1) 5kV Outdoor Padmount Type Switchgear PSV - 441444XX**

Federal Pacific Dead-front Padmount Switchgear assembly

**Bay #1**

Qty. (1) 15kV, 600A, Air load break, visible blade, Federal Pacific Auto-Jet switch with AUX contact for monitoring switch position.

Qty. (1) Fused Potential Transformer (PT), 2.4kV class, single bushing, 750 VA for control power connected to the tie-bus.

Qty. (3) Relay accuracy CTs, GE/ITI Model 117-122 or equal. CT's to be wired to customer terminal block located inside of the control cabinet.

Qty. (3) Fused Potential Transformer (PT), 2.4kV class, single bushing, 750 VA for sensing connected to the tie-bus.

Qty. (3) 15kV, 600Amp, IEEE 386 bushings for termination of power cables.

**Bay #2**

Qty. (1) Three phase, Tavrada magnetically operated ISM15-LD circuit breaker.

Qty. (3) Relay accuracy CTs, GE/ITI Model 115-601 or equal, relay class C50.

Qty. (3) 15kV, 600Amp, IEEE 386 bushing wells for termination of power cables.

**Bay #3**

Qty. (1) Three phase, Tavrada magnetically operated ISM15-LD circuit breaker.

Qty. (3) Relay accuracy CTs, GE/ITI Model 115-601 or equal, relay class C50.

Qty. (3) 15kV, 600Amp, IEEE 386 bushing wells for termination of power cables.

**Bay #4**

Qty. (1) Three phase, Tavrada magnetically operated ISM15-LD circuit breaker.

Qty. (3) Relay accuracy CTs, GE/ITI Model 115-601 or equal, relay class C50.

Qty. (3) 15kV, 600Amp, IEEE 386 bushing wells for termination of power cables.

Qty (1) Control cabinet to be mounted on the side of the enclosure in which Federal Pacific will mount the following:

Qty (3) SEL-751 relay P/N 751402B1B0X0X851C20 (Figure #1)

Qty (1) 2725#BGFG

Qty (3) Tavrada Circuit Breaker control module

Qty (6) Breaker indication lights

Qty (1) GFCI switched receptacle (120VAC)

Qty (1) Altech UPS 24V, 14Ah

Qty (1) Thermostatically controlled, non-condensation heater, independent of the heater in the medium voltage compartment.

**General Equipment Characteristics:**

Outdoor Padmount Construction

Approximate footprint dimensions are 57”H x 76”W x 86”D.

Unit must be lifted from the top with lifting brackets provided.

Control cabinet located on side of the switchgear adds approximately 18” to total width.

11 Gauge Mild Steel

Finish: Munsell Green

Space heaters with thermostat (control power from within the assembly)

LED lighting in control cabinet as well as Medium Voltage section

**Equipment Ratings:**

Voltage: 15kV

Current: 600A

Frequency: 60HZ

Interrupt rating: 20kA Sym.

BIL: 95kV

**SEL-751 Feeder Protection Relay**

		Part Number																		
		7	5	1	4	0	2	B	1	B	0	X	0	X	8	5	1	C	2	0
Category	Selection	1	2	3	4	5	6	7	8	9	10	11	12	13	14	15	16	17	18	19
Advanced Features	Reclosing and Directional				4															
User Interface	English				0															
Front Panel	2x16 LCD With 4 Pushbuttons																1			
Slot A Power Supply Voltage	24-48 Vdc							2												
Slot A Digital Input Voltage	24 Vdc/Vac							B												
Slot B Ethernet (Port 1)	Single 10/100BASE-T Ethernet																		C	
Slot B Multimode Fiber ST (Port 2)	No																		C	
Slot B Rear Serial Port (Port 3)	EIA-232																		C	
IEC 61850 Protocol	No																			2
DNP3 Protocol	Yes																			2
IEC 60870-5-103 Protocol	No																			2
EtherNet/IP Protocol	No																			2
Extended IO (Slots 1, 2, 3, 4)	None				0															
Slot C	4 DI / 4 DO Electromechanical (Form A)									1	B									
Slot C Digital Input Voltage	24 Vdc/Vac									1	B									
Slot D	Empty											0	X							
Slot D Digital Input Voltage	NA											0	X							
Slot E	Empty													0	X					
Slot E Digital Input Voltage	NA													0	X					
Slot Z Voltage Inputs	3-Phase AC Voltage (300 Vac)															8				
Slot Z Current Inputs	5 Amp Phase, 5 Amp Neutral																5			
Conformal Coat	No																			0
DMA Bundle	No																			

**Figure #1 – Relay Configuration**

**Revised Price for Item #1: \$136,138.50 Net Each as Required**

**Terms and Conditions**

Normal shipment shall begin within approximately 26-30 weeks after our acceptance of your formal purchase order, and you manufacturing release authorization with all required details. When drawing approval is required, the shipment date will be delayed by the time necessary for the release authorization process. Approval drawings will be submitted approximately 6-10 weeks after our order acceptance. If a better shipping schedule is required, please consult the factory.

**This quotation is valid for 30 days.**

In the event shipment date is extended for any reason, we reserve the right to revise the price or revoke our quote. Hold for approval orders not released within 30 days after receipt of our approval drawings shall be reviewed and subject to price increase. The Shipment Date is subject to change at time of order release based on current production backlog.

Freight will be **EXW Factory** allowed with the seller paying the freight. The seller will determine the method of transportation and the routing of the shipment. Where the purchaser requires shipment by a method of transportation or routing other than that of the seller's selection, any additional transportation and/or packing expense is to be borne by the purchaser.

**“Due to the evolving nature of tariffs, please note that the prices quoted may be subject to change as they do not include any taxes, tariffs or duties associated with the transaction. We will continue to closely monitor the situation and will promptly communicate any adjustments that may arise.”**

**“All transactions are subject to EMC’s Sales Terms and Conditions found at: <https://www.electro-mechanical.com/sales-terms-and-conditions/> Please contact your customer service representative if you are unable to access the site listed above.”**



Date: 06/2/2026

Proposal No. 303092-R2

Project Name: Indianola

To: Jeff Keech

From: John Fleenor for Aaron T. Fleenor

Telephone: (276) 645-8282

e-mail: [Aaron.Fleenor@federalpacific.com](mailto:Aaron.Fleenor@federalpacific.com)

We are pleased to submit our quotation for the following **Federal Pacific** product:

**Comments/Clarifications**

- FP switchgear shall conform to the applicable standards of ANSI, NEMA & IEEE.
- UL Listing is not provided.
- Lugs, bushing inserts, and cable terminations are not provided.
- Relay programming is not included in the scope of this offer.
- No specification supplied. The customer is responsible for viewing this quotation for compliance, deviations, exclusions and improper information supplied. If you feel an error or omission has been made, please contact the factory immediately.

**Revised ITEM #1: One (1) 5kV Outdoor Padmount Type Switchgear PSV - 441444XX**

Federal Pacific Dead-front Padmount Switchgear assembly

**Bay #1**

Qty. (1) 15kV, 600A, Air load break, visible blade, Federal Pacific Auto-Jet switch with AUX contact for monitoring switch position.

Qty. (1) Fused Potential Transformer (PT), 2.4kV class, single bushing, 750 VA for control power connected to the tie-bus.

Qty. (3) Relay accuracy CTs, GE/ITI Model 117-122 or equal. CT's to be wired to customer terminal block located inside of the control cabinet.

Qty. (3) Fused Potential Transformer (PT), 2.4kV class, single bushing, 750 VA for sensing connected to the tie-bus.

Qty. (3) 15kV, 600Amp, IEEE 386 bushings for termination of power cables.

**Bay #2**

Qty. (1) Three phase, Tavrada magnetically operated ISM15-LD circuit breaker.

Qty. (3) Relay accuracy CTs, GE/ITI Model 115-601 or equal, relay class C50.

Qty. (3) 15kV, 600Amp, IEEE 386 bushing wells for termination of power cables.

**Bay #3**

Qty. (1) Three phase, Tavrada magnetically operated ISM15-LD circuit breaker.

Qty. (3) Relay accuracy CTs, GE/ITI Model 115-601 or equal, relay class C50.

Qty. (3) 15kV, 600Amp, IEEE 386 bushing wells for termination of power cables.

**Bay #4**

Qty. (1) Three phase, Tavrada magnetically operated ISM15-LD circuit breaker.

Qty. (3) Relay accuracy CTs, GE/ITI Model 115-601 or equal, relay class C50.

Qty. (3) 15kV, 600Amp, IEEE 386 bushing wells for termination of power cables.

Qty (1) Control cabinet to be mounted on the side of the enclosure in which Federal Pacific will mount the following:

Qty (3) SEL-751 relay P/N 751402B1B0X0X851C20 (Figure #1)

Qty (1) 2725#BGFG



- Qty (3) Tavrida Circuit Breaker control module
- Qty (6) Breaker indication lights
- Qty (1) GFCI switched receptacle (120VAC)
- Qty (1) Altech UPS 24V, 14Ah
- Qty (1) Thermostatically controlled, non-condensation heater, independent of the heater in the medium voltage compartment.

**General Equipment Characteristics:**

Outdoor Padmount Construction

**Approximate** footprint dimensions are 57”H x 76”W x 86”D.

Unit must be lifted from the top with lifting brackets provided.

Control cabinet located on side of the switchgear adds approximately 18” to total width.

11 Gauge Mild Steel

Finish: Munsell Green

Space heaters with thermostat (control power from within the assembly)

LED lighting in control cabinet as well as Medium Voltage section

**Equipment Ratings:**

- Voltage: 15kV
- Current: 600A
- Frequency: 60HZ
- Interrupt rating: 20kA Sym.
- BIL: 95kV

**SEL-751 Feeder Protection Relay**

		Part Number																		
		7	5	1	4	0	2	B	1	B	0	X	0	X	8	5	1	C	2	0
Category	Selection	1	2	3	4	5	6	7	8	9	10	11	12	13	14	15	16	17	18	19
Advanced Features	Reclosing and Directional				4															
User Interface	English				0															
Front Panel	2x16 LCD With 4 Pushbuttons																1			
Slot A Power Supply Voltage	24-48 Vdc							2												
Slot A Digital Input Voltage	24 Vdc/Vac							B												
Slot B Ethernet (Port 1)	Single 10/100BASE-T Ethernet																			C
Slot B Multimode Fiber ST (Port 2)	No																			C
Slot B Rear Serial Port (Port 3)	EIA-232																			C
IEC 61850 Protocol	No																			2
DNP3 Protocol	Yes																			2
IEC 60870-5-103 Protocol	No																			2
EtherNet/IP Protocol	No																			2
Extended IO (Slots 1, 2, 3, 4)	None				0															
Slot C	4 DI / 4 DO Electromechanical (Form A)								1	B										
Slot C Digital Input Voltage	24 Vdc/Vac								1	B										
Slot D	Empty										0	X								
Slot D Digital Input Voltage	NA										0	X								
Slot E	Empty												0	X						
Slot E Digital Input Voltage	NA												0	X						
Slot Z Voltage Inputs	3-Phase AC Voltage (300 Vac)															8				
Slot Z Current Inputs	5 Amp Phase, 5 Amp Neutral																5			
Conformal Coat	No																			0
DMA Bundle	No																			

**Figure #1 – Relay Configuration**



**Revised Price for Item #1: \$140,979.00 Net Each as Required**

**Terms and Conditions**

Normal shipment shall begin within approximately 26-30 weeks after our acceptance of your formal purchase order, and you manufacturing release authorization with all required details. When drawing approval is required, the shipment date will be delayed by the time necessary for the release authorization process. Approval drawings will be submitted approximately 6-10 weeks after our order acceptance. If a better shipping schedule is required, please consult the factory.

**This quotation is valid for 30 days.**

In the event shipment date is extended for any reason, we reserve the right to revise the price or revoke our quote. Hold for approval orders not released within 30 days after receipt of our approval drawings shall be reviewed and subject to price increase. The Shipment Date is subject to change at time of order release based on current production backlog.

Freight will be **EXW Factory** allowed with the seller paying the freight. The seller will determine the method of transportation and the routing of the shipment. Where the purchaser requires shipment by a method of transportation or routing other than that of the seller's selection, any additional transportation and/or packing expense is to be borne by the purchaser.

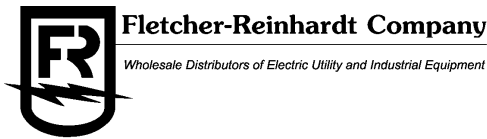
**“Due to the evolving nature of tariffs, please note that the prices quoted may be subject to change as they do not include any taxes, tariffs or duties associated with the transaction. We will continue to closely monitor the situation and will promptly communicate any adjustments that may arise.”**

**“All transactions are subject to EMC’s Sales Terms and Conditions found at: <https://www.electro-mechanical.com/sales-terms-and-conditions/> Please contact your customer service representative if you are unable to access the site listed above.”**



# Quotation

QUOTE DATE	QUOTE NUMBER
06/03/2026	S1369881
FLETCHER-REINHARDT - IACR 6204 11TH ST. SW CEDAR RAPIDS, IA 52404 319-363-2677 Fax 319-363-8040	PAGE NO.
	1 of 8



FLETCHER-REINHARDT - IACR  
6204 11TH ST. SW  
CEDAR RAPIDS, IA 52404  
319-363-2677  
Fax 319-363-8040

QUOTE TO:  
INDIANOLA MUNICIPAL UTILITIES  
210 W 2ND AVE  
INDIANOLA, IA 50125-2442

SHIP TO:  
INDIANOLA MUNICIPAL UTILITIES  
1300 E IOWA AVE  
INDIANOLA, IA 50125-1517

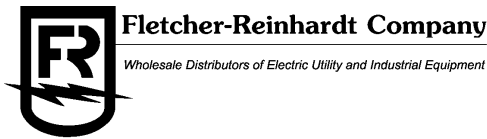
CUSTOMER NUMBER	CUSTOMER PO NUMBER	JOB NAME / RELEASE NUMBER		SALESPERSON	
5058	rfq-federal pacific			Johnathon Earnest	
WRITER		SHIP VIA	TERMS	EXPIRE DATE	FREIGHT ALLOWED
Nicole Gills		DIRECT	Net 30 Days	07/03/2026	Yes
ORDER QTY	DESCRIPTION		UNIT PRICE	COMMENTS	
	<p align="center"><b>SHIPPING INSTRUCTIONS</b></p> <p>Comments/Clarifications</p> <ul style="list-style-type: none"> <li>- FP switchgear shall conform to the applicable standards of ANSI, NEMA &amp; IEEE.</li> <li>- UL Listing is not provided.</li> <li>- Lugs, bushing inserts, and cable terminations are not provided.</li> <li>- Relay programming is not included in the scope of this offer.</li> <li>- No specification supplied. The customer is responsible for viewing this quotation for compliance, deviations, exclusions and improper information supplied. If you feel an error or omission has been made, please contact the factory immediately.</li> </ul> <p>In the event shipment date is extended for any reason, we reserve the right to revise the price or revoke our quote. Hold for approval orders not released within 30 days</p>				
			Subtotal		
			S&H Charges		
			Tax		
			Amount Due		

\*\* Continued on Next Page \*



# Quotation

QUOTE DATE	QUOTE NUMBER
06/03/2026	S1369881
FLETCHER-REINHARDT - IACR 6204 11TH ST. SW CEDAR RAPIDS, IA 52404 319-363-2677 Fax 319-363-8040	PAGE NO.
	2 of 8



FLETCHER-REINHARDT - IACR  
6204 11TH ST. SW  
CEDAR RAPIDS, IA 52404  
319-363-2677  
Fax 319-363-8040

QUOTE TO:  
INDIANOLA MUNICIPAL UTILITIES  
210 W 2ND AVE  
INDIANOLA, IA 50125-2442

SHIP TO:  
INDIANOLA MUNICIPAL UTILITIES  
1300 E IOWA AVE  
INDIANOLA, IA 50125-1517

CUSTOMER NUMBER	CUSTOMER PO NUMBER	JOB NAME / RELEASE NUMBER	SALESPERSON	
5058	rfq-federal pacific		Johnathon Earnest	
WRITER	SHIP VIA	TERMS	EXPIRE DATE	FREIGHT ALLOWED
Nicole Gills	DIRECT	Net 30 Days	07/03/2026	Yes
ORDER QTY	DESCRIPTION		UNIT PRICE	COMMENTS
	<p>after receipt of our approval drawings shall be reviewed and subject to price increase. The Shipment Date is subject to change at time of order release based on current production backlog.</p> <p>Freight will be EXW Factory allowed with the seller paying the freight. The seller will determine the method of transportation and the routing of the shipment. Where the purchaser requires shipment by a method of transportation or routing other than that of the seller's selection, any additional transportation and/or packing expense is to be borne by the purchaser.</p> <p>?Due to the evolving nature of tariffs, please note that the prices quoted may be subject to change as they do not include any taxes, tariffs or duties associated with the transaction. We will continue to</p>			
** Continued on Next Page *			Subtotal	
			S&H Charges	
			Tax	
			Amount Due	



# Fletcher-Reinhardt Company

Wholesale Distributors of Electric Utility and Industrial Equipment

FLETCHER-REINHARDT - IACR  
6204 11TH ST. SW  
CEDAR RAPIDS, IA 52404  
319-363-2677  
Fax 319-363-8040

# Quotation

QUOTE DATE	QUOTE NUMBER
06/03/2026	S1369881
FLETCHER-REINHARDT - IACR 6204 11TH ST. SW CEDAR RAPIDS, IA 52404 319-363-2677 Fax 319-363-8040	PAGE NO.
	3 of 8

QUOTE TO:  
INDIANOLA MUNICIPAL UTILITIES  
210 W 2ND AVE  
INDIANOLA, IA 50125-2442

SHIP TO:  
INDIANOLA MUNICIPAL UTILITIES  
1300 E IOWA AVE  
INDIANOLA, IA 50125-1517

CUSTOMER NUMBER	CUSTOMER PO NUMBER	JOB NAME / RELEASE NUMBER	SALESPERSON	
5058	rfq-federal pacific		Johnathon Earnest	
WRITER	SHIP VIA	TERMS	EXPIRE DATE	FREIGHT ALLOWED
Nicole Gills	DIRECT	Net 30 Days	07/03/2026	Yes
ORDER QTY	DESCRIPTION		UNIT PRICE	COMMENTS
	<p>closely monitor the situation and will promptly communicate any adjustments that may arise.?</p> <p>&gt;&gt;&gt;&gt;*****&lt;&lt;&lt;&lt;</p> <p>Bill of Lading note: Indianola Municipal receiving requires 24 hr delivery notice. Contact phone number:  Ron Bowling: 515-250-4315</p> <p>&gt;&gt;&gt;&gt;*****&lt;&lt;&lt;&lt;</p>			
** Continued on Next Page *			Subtotal	
			S&H Charges	
			Tax	
			Amount Due	



# Fletcher-Reinhardt Company

Wholesale Distributors of Electric Utility and Industrial Equipment

FLETCHER-REINHARDT - IACR  
6204 11TH ST. SW  
CEDAR RAPIDS, IA 52404  
319-363-2677  
Fax 319-363-8040

# Quotation

QUOTE DATE	QUOTE NUMBER
06/03/2026	S1369881
FLETCHER-REINHARDT - IACR 6204 11TH ST. SW CEDAR RAPIDS, IA 52404 319-363-2677 Fax 319-363-8040	PAGE NO.  4 of 8

QUOTE TO:  
INDIANOLA MUNICIPAL UTILITIES  
210 W 2ND AVE  
INDIANOLA, IA 50125-2442

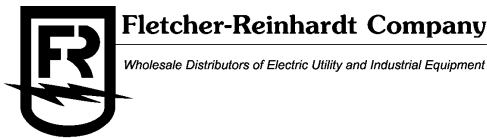
SHIP TO:  
INDIANOLA MUNICIPAL UTILITIES  
1300 E IOWA AVE  
INDIANOLA, IA 50125-1517

CUSTOMER NUMBER	CUSTOMER PO NUMBER	JOB NAME / RELEASE NUMBER	SALESPERSON	
5058	rfq-federal pacific		Johnathon Earnest	
WRITER	SHIP VIA	TERMS	EXPIRE DATE	FREIGHT ALLOWED
Nicole Gills	DIRECT	Net 30 Days	07/03/2026	Yes
ORDER QTY	DESCRIPTION		UNIT PRICE	COMMENTS
1ea	^PSV-441444XX One (1) 5kV Outdoor Padmount Type Switchgear PSV - 441444XX Federal Pacific Dead-front Padmount Switchgear assembly Bay #1 Qty. (1) 15kV, 600A, Air load break, visible blade, Federal Pacific Auto-Jet switch with AUX contact for monitoring switch position. Qty. (1) Fused Potential Transformer (PT), 2.4kV class, single bushing, 750 VA for control power connected to the tie-bus. Qty. (3) Relay accuracy CTs, GE/ITI Model 117-122 or equal. CT?s to be wired to customer terminal block located inside of the control cabinet. Qty. (3) Fused Potential Transformer (PT), 2.4kV class, single bushing, 750 VA for sensing		139750.000/ea	26-30 wks
** Continued on Next Page *			Subtotal	
			S&H Charges	
			Tax	
			Amount Due	



# Quotation

QUOTE DATE	QUOTE NUMBER
06/03/2026	S1369881
FLETCHER-REINHARDT - IACR 6204 11TH ST. SW CEDAR RAPIDS, IA 52404 319-363-2677 Fax 319-363-8040	PAGE NO.
	5 of 8



FLETCHER-REINHARDT - IACR  
6204 11TH ST. SW  
CEDAR RAPIDS, IA 52404  
319-363-2677  
Fax 319-363-8040

QUOTE TO:  
INDIANOLA MUNICIPAL UTILITIES  
210 W 2ND AVE  
INDIANOLA, IA 50125-2442

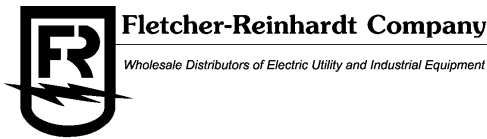
SHIP TO:  
INDIANOLA MUNICIPAL UTILITIES  
1300 E IOWA AVE  
INDIANOLA, IA 50125-1517

CUSTOMER NUMBER	CUSTOMER PO NUMBER	JOB NAME / RELEASE NUMBER	SALESPERSON	
5058	rfq-federal pacific		Johnathon Earnest	
WRITER	SHIP VIA	TERMS	EXPIRE DATE	FREIGHT ALLOWED
Nicole Gills	DIRECT	Net 30 Days	07/03/2026	Yes
ORDER QTY	DESCRIPTION		UNIT PRICE	COMMENTS
	connected to the tie-bus. Qty. (3) 15kV, 600Amp, IEEE 386 bushings for termination of power cables. Bay #2 Qty. (1) Three phase, Tavrada magnetically operated ISM15-LD circuit breaker. Qty. (3) Relay accuracy CTs, GE/ITI Model 115-601 or equal, relay class C50. Qty. (3) 15kV, 600Amp, IEEE 386 bushing wells for termination of power cables. Bay #3 Qty. (1) Three phase, Tavrada magnetically operated ISM15-LD circuit breaker. Qty. (3) Relay accuracy CTs, GE/ITI Model 115-601 or equal, relay class C50. Qty. (3) 15kV, 600Amp, IEEE 386 bushing wells for termination of			
** Continued on Next Page *			Subtotal	
			S&H Charges	
			Tax	
			Amount Due	



# Quotation

QUOTE DATE	QUOTE NUMBER
06/03/2026	S1369881
FLETCHER-REINHARDT - IACR 6204 11TH ST. SW CEDAR RAPIDS, IA 52404 319-363-2677 Fax 319-363-8040	PAGE NO.
	6 of 8



FLETCHER-REINHARDT - IACR  
6204 11TH ST. SW  
CEDAR RAPIDS, IA 52404  
319-363-2677  
Fax 319-363-8040

QUOTE TO:  
INDIANOLA MUNICIPAL UTILITIES  
210 W 2ND AVE  
INDIANOLA, IA 50125-2442

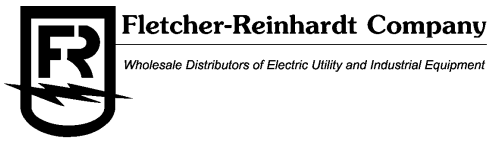
SHIP TO:  
INDIANOLA MUNICIPAL UTILITIES  
1300 E IOWA AVE  
INDIANOLA, IA 50125-1517

CUSTOMER NUMBER	CUSTOMER PO NUMBER	JOB NAME / RELEASE NUMBER	SALESPERSON	
5058	rfq-federal pacific		Johnathon Earnest	
WRITER	SHIP VIA	TERMS	EXPIRE DATE	FREIGHT ALLOWED
Nicole Gills	DIRECT	Net 30 Days	07/03/2026	Yes
ORDER QTY	DESCRIPTION		UNIT PRICE	COMMENTS
	power cables. Bay #4 Qty. (1) Three phase, Tavrída magnetically operated ISM15-LD circuit breaker. Qty. (3) Relay accuracy CTs, GE/ITI Model 115-601 or equal, relay class C50. Qty. (3) 15kV, 600Amp, IEEE 386 bushing wells for termination of power cables. Qty (1) Control cabinet to be mounted on the side of the enclosure in which Federal Pacific will mount the following: Qty (3) SEL-751 relay P/N 751402B1B0X0X851C20 (Figure #1) Qty (1) 2725#BGFG Qty (3) Tavrída Circuit Breaker control module Qty (6) Breaker indication lights Qty (1) GFCI switched receptacle (120VAC) Qty (1) Altech UPS 24V, 14Ah			
** Continued on Next Page *			Subtotal	
			S&H Charges	
			Tax	
			Amount Due	



# Quotation

QUOTE DATE	QUOTE NUMBER
06/03/2026	S1369881
FLETCHER-REINHARDT - IACR 6204 11TH ST. SW CEDAR RAPIDS, IA 52404 319-363-2677 Fax 319-363-8040	PAGE NO.
	7 of 8



FLETCHER-REINHARDT - IACR  
6204 11TH ST. SW  
CEDAR RAPIDS, IA 52404  
319-363-2677  
Fax 319-363-8040

QUOTE TO:  
INDIANOLA MUNICIPAL UTILITIES  
210 W 2ND AVE  
INDIANOLA, IA 50125-2442

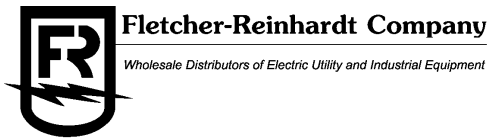
SHIP TO:  
INDIANOLA MUNICIPAL UTILITIES  
1300 E IOWA AVE  
INDIANOLA, IA 50125-1517

CUSTOMER NUMBER	CUSTOMER PO NUMBER	JOB NAME / RELEASE NUMBER		SALESPERSON	
5058	rfq-federal pacific			Johnathon Earnest	
WRITER		SHIP VIA	TERMS	EXPIRE DATE	FREIGHT ALLOWED
Nicole Gills		DIRECT	Net 30 Days	07/03/2026	Yes
ORDER QTY	DESCRIPTION		UNIT PRICE	COMMENTS	
	Qty (1) Thermostatically controlled, non-condensation heater, independent of the heater in the medium voltage compartment. General Equipment Characteristics: Outdoor Padmount Construction Approximate footprint dimensions are 57?H x 76?W x 86?D. Unit must be lifted from the top with lifting brackets provided. Control cabinet located on side of the switchgear adds approximately 18? to total width. 11 Gauge Mild Steel Finish: Munsell Green Space heaters with thermostat (control power from within the assembly) LED lighting in control cabinet as well as Medium Voltage section Equipment Ratings: Voltage: Current:				
** Continued on Next Page *			Subtotal		
			S&H Charges		
			Tax		
			Amount Due		



# Quotation

QUOTE DATE	QUOTE NUMBER
06/03/2026	S1369881
FLETCHER-REINHARDT - IACR 6204 11TH ST. SW CEDAR RAPIDS, IA 52404 319-363-2677 Fax 319-363-8040	PAGE NO.
	8 of 8



FLETCHER-REINHARDT - IACR  
6204 11TH ST. SW  
CEDAR RAPIDS, IA 52404  
319-363-2677  
Fax 319-363-8040

QUOTE TO:  
INDIANOLA MUNICIPAL UTILITIES  
210 W 2ND AVE  
INDIANOLA, IA 50125-2442

SHIP TO:  
INDIANOLA MUNICIPAL UTILITIES  
1300 E IOWA AVE  
INDIANOLA, IA 50125-1517

CUSTOMER NUMBER	CUSTOMER PO NUMBER	JOB NAME / RELEASE NUMBER	SALESPERSON	
5058	rfq-federal pacific		Johnathon Earnest	
WRITER	SHIP VIA	TERMS	EXPIRE DATE	FREIGHT ALLOWED
Nicole Gills	DIRECT	Net 30 Days	07/03/2026	Yes
ORDER QTY	DESCRIPTION		UNIT PRICE	COMMENTS
	Frequency: Interrupt rating: BIL: FEDERAL PACIFIC			

TERMS: NET 30 DAYS with payment via Check or ACH.  
F.O.B. Point of Shipment, Freight Allowed unless otherwise stated.  
This Quotation, including prices & lead-time, is subject to change in the event of delays and adverse impacts that may be caused by forces beyond Fletcher-Reinhardt Company's (FR) control. FR's Standard Terms and Conditions (T&C) of Sale apply to any purchase from FR. Link to FR T&C: <https://www.fr-electric.com/index.jsp?path=terms>  
We appreciate your business.

Subtotal	139750.00
S&H Charges	0.00
Tax	9782.50
Amount Due	149532.50



# MEMORANDUM

**To:** IMU Board of Trustees of the Electric, Water and Communications Utilities

**From:**

**Date:** June 8, 2026

**Subject:** Public Hearing for Proposed Telecommunication Rate Resolution

---

**Recommendation:**

**Attachments:** 1. June 2026

## Rates

### Residential

#### Internet Monthly Recurring Charges

Legacy Residential	Active customers within the city limits installed prior to May 1, 2023 with an 844G or 844E with 711, 716, 717 or 803 ONT - No new customers on this plan	
200Mbps*	\$64.00	
400Mbps*	\$79.00	
1,000Mbps*	\$109.00	
Next Generation Residential	Active Customers within the city limits installed after May 1, 2023 with a GigaSpire GS4227/GS5229/GS5239 or GigaSpire GS4220E/GS5229E/GS5239E with 711, 717 or 803 ONT	
500Mbps* - Home Essentials	\$73.00	Includes ProtectIQ App, WiFi 6 Manged Device
1Gbps* - Connected Home	\$88.00	Includes ProtectIQ App, ExperienceIQ App, MyPrioritiesIQ App, WiFi 6 Managed Device
2Gbps* - Work Pro/Play Pro	\$109.00	Includes ProtectIQ App, ExperienceIQ App, MyPrioritiesIQ App, Up to 1 Mesh Extender, Public IP Address if Requested, Wifi 6 Managed Device
5Gbps* - Tech Powerhouse	\$129.00	Includes ProtectIQ App, ExperienceIQ App, MyPrioritiesIQ App, Up to 1 Mesh Extender, Up to 1 Outdoor Mesh Extender, Public IP if Requested, WiFi 7 Managed Device

Existing Next Generation customers will be upgraded automatically from WiFi 300 to Home Essentials, Wifi 500 to Connected Home. Wifi Gig customers will be upgraded upon request to Work Pro/Play Pro

Next Generation Residential BYOD	Active Customers within the city limits Installed prior to May 1, 2026 providing their own router with 711, 717 or 803 ONT - No new customers on this plan	
200Mbps*	\$64.00	
400Mbps*	\$79.00	
1,000Mbps*	\$99.00	

Next Generation Rural	Customers outside the city limits with a GigaSpire GS4227/GS5229/GS5239 or GigaSpire GS4220E/GS5229E/GS5239E with 711, 717 or 803 ONT	
500Mbps* - Home Essentials	\$83.00	Includes ProtectIQ App, WiFi 6 Manged Device
1Gbps* - Connected Home	\$98.00	Includes ProtectIQ App, ExperienceIQ App, MyPrioritiesIQ App, WiFi 6 Managed Device
2Gbps* - Work Pro/Play Pro	\$119.00	Includes ProtectIQ App, ExperienceIQ App, MyPrioritiesIQ App, Up to 1 Mesh Extender, Public IP Address if Requested, Wifi 6 Managed Device
5Gbps* - Tech Powerhouse	\$139.00	Includes ProtectIQ App, ExperienceIQ App, MyPrioritiesIQ App, Up to 1 Mesh Extender, Up to 1 Outdoor Mesh Extender, Public IP if Requested, WiFi 7 Managed Device

Existing Next Generation Rural customers will be upgraded automatically from WiFi 300 to Home Essentials, Wifi 500 to Connected Home. Wifi Gig customers will be upgraded upon request to Work Pro/Play Pro

Next Generation Rural BYOD	Active customers outside the city limits installed prior to May 1, 2026 providing their own router with 711, 717 or 803 ONT - No new customers on this plan	
200Mbps*	\$74.00	
400Mbps*	\$89.00	
1,000Mbps*	\$109.00	

\*Speeds are the maximum available with each service plan. Actual speed is affected by many factors, including customer-owned equipment and internal home wiring.

#### TV Monthly Recurring Charges\*

Basic Tier	\$50.00	
Expanded Tier	\$129.00	Includes Basic Tier
Premium Plus	\$139.00	Includes Expanded
Family Tier	\$139.00	Includes Expanded Tier
Sports Tier	\$134.00	Includes Expanded Tier
Premiere Plus Tier	\$144.00	Includes Expanded, Family and Sports Tier

HBO	\$18.00	
Showtime/TMC	\$16.00	
Cinemax	\$16.00	
Starz Encore	\$12.00	
HD Set Top Box	\$6.00	1st box free
Restart/CatchUp TV	\$4.00	
Network DVR	\$10.00	150 hours storage - Includes Restart/CatchUp TV
DVR Expanded Storage	\$7.00	Additional 100 hours storage

\*TV service available only to customers within the Indianola city limits

#### Phone Monthly Recurring Charges

Local Phone Service	\$19.00	Unlimited calling features included. Long distance 7.5 cents/minute. International calls billed at cost
Local Phone Service with Long Distance Plan	\$29.00	Unlimited calling features included. 1,000 minutes of free long distance calling in the North American Numbering Plan. International calls billed at cost

#### Call Features

Anonymous Call Rejection	\$0.00
Call Forward	\$0.00
Call Transfer	\$0.00

Call Waiting	\$0.00
Caller ID Name & Number	\$0.00
Priority Call	\$0.00
Three-Way Calling	\$0.00
Voice Mail	\$0.00

**Packages/Bundle Discounts Recurring Charges**

Triple Play	-\$30.00	Internet Service, Expanded TV Tier and Local Phone Service
Double Play TV	-\$20.00	Internet Service and Expanded TV Tier
Double Play Phone	-\$10.00	Internet Service and Local Phone Service

**Miscellaneous Recurring Charges**

Static Public IP Address	\$5.00	
WiFi Extender	\$5.00	
Outdoor WiFi Extender	\$15.00	
Battery Backup	\$4.00	Phone customers receive this for free

**Miscellaneous Non Recurring Charges**

Standard Residential Installation	\$100.00	
Standard Rural Residential Installation Charge	\$100.00	
Rural Drop Installation Fee	Calculated	\$1/ft from the nearest hand hole to the demarc location at the house
Hourly Installation Rate	\$75.00	Hourly charge for installation beyond standard
Account Transfers	\$25.00	
Non-Pay Reconnect	\$35.00	
Service Trip Charge	\$35.00	
After Hours Support Fee	\$150.00	If the problem is determined to be with customer's equipment or technology. After hours is considered between 8:00pm and 8:00am, Monday-Friday and all day Saturday and Sunday. Plus hourly fee if more than 2 hours.
After Hours Hourly Fee	\$100.00	
Battery Backup 24 Hour	\$350.00	

**Miscellaneous Equipment Fees**

Coaxial Jumper - 6 ft	\$5.00	
Coaxial Jumper Over 6 ft	\$6.00	Plus \$.15/ft
Cat 5 or 6 Jumper 6 ft	\$5.00	
Cat 5 or 6 Jumper Over 6 ft	\$6.00	Plus \$.15/ft
HDMI Cable 6 ft	\$10.00	
HDMI Cable 15 ft	\$20.00	
Power Strip	\$10.00	

**Unreturned/Damaged Equipment Fees**

Remote Control	\$25.00
HD Set Top Box	\$150.00
844G ONT/Router	\$210.00
844E Router	\$110.00
803G ONT	\$120.00
GS4227/GS4227W ONT/Router	\$220.00
GS4220 Router	\$175.00
GS2029E Router	\$100.00
GP1101X ONT	\$170.00
GM1028 Mesh	\$105.00
GM1028H Mesh	\$200.00
G1001-C Positron	\$100.00
G55229 ONT	\$300.00
G55229E Router	\$245.00
G55239 ONT	\$335.00
G55239E Router	\$280.00
GS2028E	\$125.00
ONT Battery Backup	\$75.00
Media Over Cable Converter	\$75.00
8 Port Ethernet Switch	\$75.00
804 WiFi Extender	\$90.00
Fiber Jumper	Cost + 10%
Fiber Drop	Cost + 10%

## Rates

### Business

#### Internet Monthly Recurring Charges

##### Internet Shared Symmetrical

100Mbps*	\$79.00
300Mbps*	\$129.00
500Mbps*	\$249.00
1,000Mbps*	\$479.00

##### Internet Dedicated Symmetrical

25Mbps*	\$89.00
50Mbps*	\$129.00
100Mbps*	\$169.00
250Mbps*	\$299.00
500Mbps*	\$599.00
1Gbps*	\$1,199.00
2Gbps*	\$1,779.00
3Gbps*	\$2,329.00
4Gbps*	\$2,849.00
5Gbps*	\$3,349.00

\*Speeds are the maximum available with each service plan. Actual speed is affected by many factors, including customer-owned equipment and internal wiring.

#### TV Monthly Recurring Charges\*

Basic Tier	\$50.00	
Expanded Tier	\$129.00	Includes Basic Tier
Premium Plus	\$139.00	Includes Expanded
Family Tier	\$139.00	Includes Expanded Tier
Sports Tier	\$134.00	Includes Expanded Tier
Premiere Plus Tier	\$144.00	Includes Expanded, Family and Sports Tier
HBO	\$18.00	
Showtime/TMC	\$16.00	
Cinemax	\$16.00	
Starz Encore	\$12.00	
Hospitality Expanded Tier	\$105.00	Includes 3 free STB's
Hospitality Premium Plus	\$139.00	Includes Expanded
Hospitality Family Tier	\$110.00	Includes Hospitality Expanded and Hospitality Family Tier
Hospitality Sports Tier	\$115.00	Includes Hospitality Expanded and Hospitality Sports Tier
Hospitality Premiere Tier	\$120.00	Includes Hospitality Expanded, Hospitality Family and Hospitality Sports Tier
HD Set Top Box	\$6.00	Commercial 1st box free - Hospitality 3 boxes free
Restart/CatchUp TV	\$4.00	
Network DVR	\$10.00	150 hours storage - Includes Restart/CatchUp TV
DVR Expanded Storage	\$7.00	Additional 100 hours storage

\*TV service available only to customers within the Indianola city limits

#### Phone Monthly Recurring Charges

Local Phone Service	\$25.00	Unlimited calling features included. Long distance 7.5 cents/minute. International calls billed at cost
Local Phone Service - Non-Profit	\$19.00	Non-Profit organization with no paid employees/staff
Local Phone Service with Long Distance Plan	\$39.00	Unlimited calling features. 1,500 minutes of free long distance calling in the North American Numbering Plan. International calls billed at cost
Block of 20 Direct Inward Dial Numbers (DID)	\$3.00	
SIP Session	\$19.00	

##### Call Features

Anonymous Call Rejection	\$0.00
Call Forward	\$0.00
Call Transfer	\$0.00
Call Waiting	\$0.00
Caller ID Name & Number	\$0.00
Circular Hunt	\$0.00
Three-Way Calling	\$0.00
Toll Deny	\$0.00
Voice Mail	\$0.00

**Miscellaneous Recurring Charges**

Static Public IP Address	\$9.00	
Subnet Origination Fee	\$75.00	
Toll Free Number Fee	\$2.00	
WiFi Extender	\$5.00	
Battery Backup	\$4.00	
Rack Space Rental	\$23.80	Per RU
BGP Peering	\$100.00	

**Miscellaneous Non Recurring Charges**

Standard Business Installation	\$100.00	
Standard Rural Business Installation Charge	\$100.00	
Rural Drop Installation Fee	Calculated	\$1/ft from the nearest hand hole to the demarc location at the house
Hourly Installation Rate	\$75.00	Hourly charge for installation beyond standard
Account Transfers	\$25.00	
Non-Pay Reconnect	\$35.00	
Service Trip Charge	\$35.00	
After Hours Support Fee	\$150.00	If the problem is determined to be with customer's equipment or technology. After hours is considered between 8:00 pm and 8:00 am, Monday-Friday and all day Saturday and Sunday. Plus hourly fee if more than 2 hours.
After Hours Hourly Fee	\$100.00	
Battery Backup 24 Hour	\$350.00	

**Miscellaneous Equipment Fees**

Coaxial Jumper - 6 ft	\$5.00	
Coaxial Jumper Over 6 ft	\$6.00	Plus \$.15/ft
Cat 5 or 6 Jumper 6 ft	\$5.00	
Cat 5 or 6 Jumper Over 6 ft	\$6.00	Plus \$.15/ft
HDMI Cable 6 ft	\$10.00	
HDMI Cable 15 ft	\$20.00	
Power Strip	\$10.00	

**Unreturned/Damaged Equipment Fees**

Remote Control	\$25.00
HD Set Top Box	\$150.00
844G ONT/Router	\$210.00
844E Router	\$110.00
803G ONT	\$120.00
GS4227/GS4227W ONT/Router	\$220.00
GS4220 Router	\$175.00
GS2029E Router	\$100.00
GP1101X ONT	\$170.00
GM1028 Mesh	\$105.00
GM1028H Mesh	\$200.00
G1001-C Positron	\$100.00
G55229 ONT	\$300.00
G55229E Router	\$245.00
G55239 ONT	\$335.00
G55239E Router	\$280.00
GS2028E	\$125.00
ONT Battery Backup	\$75.00
Media Over Cable Converter	\$75.00
8 Port Ethernet Switch	\$75.00
804 WiFi Extender	\$90.00
Fiber Jumper	Cost + 10%
Fiber Drop	Cost + 10%



# MEMORANDUM

**To:** IMU Board of Trustees of the Electric, Water and Communications Utilities

**From:**

**Date:** June 8, 2026

**Subject:** Resolution Approving Telecommunication Rate

---

**Recommendation:**

**Attachments:** 1. TV Packages Rate Resolution

**RESOLUTION ADOPTING MUNICIPAL COMMUNICATIONS UTILITY  
RESIDENTIAL RATES AND CHARGES**

**WHEREAS**, the Board of Trustees determines it is necessary and appropriate to adopt updated rates and charges of the Municipal Communications Utility.

**NOW, THEREFORE, BE IT RESOLVED** BY THE BOARD OF TRUSTEES OF THE INDIANOLA MUNICIPAL UTILITIES OF THE CITY OF INDIANOLA, STATE OF IOWA:

Section 1. The rates and charges set out herein below are hereby adopted, to wit:

## Rates

### Residential

#### Internet Monthly Recurring Charges

		<b>Active customers within the city limits installed prior to May 1, 2023 with an 844G or 844E with 711, 716, 717 or 803 ONT – No new customers on this plan</b>
<b>Legacy Residential</b>		
200Mbps*	\$64.00	
400Mbps*	\$79.00	
1,000Mbps*	\$109.00	
		<b>Active Customers within the city limits installed after May 1, 2023 with a GigaSpire GS4227/GS5229/GS5239 or GigaSpire GS4220E/GS5229E/GS5239E with 711, 717 or 803 ONT</b>
<b>Next Generation Residential</b>		
500Mbps* - Home Essentials	\$73.00	Includes ProtectIQ App, WiFi 6 Managed Device
1Gbps* - Connected Home	\$88.00	Includes ProtectIQ App, ExperienceIQ App, MyPrioritiesIQ App, WiFi 6 Managed Device
2Gbps* - Work Pro/Play Pro	\$109.00	Includes ProtectIQ App, ExperienceIQ App, MyPrioritiesIQ App, Up to 1 Mesh Extender, Public IP Address if Requested, Wifi 6 Managed Device
5Gbps* - Tech Powerhouse	\$129.00	Includes ProtectIQ App, ExperienceIQ App, MyPrioritiesIQ App, Up to 1 Mesh Extender, Up to 1 Outdoor Mesh Extender,

Public IP if Requested,  
WiFi 7 Managed Device

Existing Next Generation customers will be upgraded automatically from WiFi 300 to Home Essentials, Wifi 500 to Connected Home.

Wifi Gig customers will be upgraded upon request to Work Pro/Play Pro

		<b>Active Customers within the city limits Installed prior to May 1, 2026 providing their own router with 711, 717 or 803 ONT - No new customers on this plan</b>
<b>Next Generation Residential BYOD</b>		
200Mbps*	\$64.00	
400Mbps*	\$79.00	
1,000Mbps*	\$99.00	
		<b>Customers outside the city limits with a GigaSpire GS4227/GS5229/GS5239 or GigaSpire GS4220E/GS5229E/GS5239E with 711, 717 or 803 ONT</b>
<b>Next Generation Rural</b>		
500Mbps* - Home Essentials	\$83.00	Includes ProtectIQ App, WiFi 6 Manged Device Includes ProtectIQ App, ExperienceIQ App, MyPrioritiesIQ App, WiFi 6 Managed Device
1Gbps* - Connected Home	\$98.00	Includes ProtectIQ App, ExperienceIQ App, MyPrioritiesIQ App, Up to 1 Mesh Extender, Public IP Address if Requested, Wifi 6 Managed Device
2Gbps* - Work Pro/Play Pro	\$119.00	Includes ProtectIQ App, ExperienceIQ App, MyPrioritiesIQ App, Up to 1 Mesh Extender, Up to 1 Outdoor Mesh Extender, Public IP if Requested, WiFi 7 Managed Device
5Gbps* - Tech Powerhouse	\$139.00	

Existing Next Generation Rural customers will be upgraded automatically from WiFi 300 to Home Essentials, Wifi 500 to Connected Home. Wifi Gig customers will be upgraded upon request to Work Pro/Play Pro

		<b>Active customers outside the city limits installed prior to May 1, 2026 providing their own router with 711, 717 or 803 ONT - No new customers on this plan</b>
<b>Next Generation Rural BYOD</b>		
200Mbps*	\$74.00	
400Mbps*	\$89.00	
1,000Mbps*	\$109.00	

\*Speeds are the maximum available with each service plan. Actual speed is affected by many factors,

including customer-owned equipment and internal home wiring.

### TV Monthly Recurring Charges\*

Basic Tier	\$50.00	
Expanded Tier	\$129.00	Includes Basic Tier
Premium Plus	\$139.00	Includes Expanded
HBO	\$18.00	
Showtime/TMC	\$16.00	
Cinemax	\$16.00	
Starz Encore	\$12.00	
HD Set Top Box	\$6.00	1st box free
Restart/CatchUp TV	\$4.00	
Network DVR	\$10.00	150 hours storage - Includes Restart/CatchUp TV
DVR Expanded Storage	\$7.00	Additional 100 hours storage

\*TV service available only to customers within the Indianola city limits

### Phone Monthly Recurring Charges

		Unlimited calling features included. Long distance 7.5 cents/minute. International calls billed at cost
Local Phone Service	\$19.00	
		Unlimited calling features included. 1,000 minutes of free long distance calling in the North American Numbering Plan. International calls billed at cost
Local Phone Service with Long Distance Plan	\$29.00	

#### Call Features

Anonymous Call Rejection	\$0.00
Call Forward	\$0.00
Call Transfer	\$0.00
Call Waiting	\$0.00
Caller ID Name & Number	\$0.00
Priority Call	\$0.00
Three-Way Calling	\$0.00
Voice Mail	\$0.00

## Packages/Bundle Discounts

### Recurring Charges

Triple Play	-\$30.00	Internet Service, Expanded TV Tier and Local Phone Service	
Double Play TV		-\$20.00	Internet Service and Expanded TV Tier
Double Play Phone	-\$10.00	Internet Service and Local Phone Service	

### Miscellaneous Recurring Charges

Static Public IP Address	\$5.00		
WiFi Extender	\$5.00		
Outdoor WiFi Extender		\$15.00	
Battery Backup	\$4.00	Phone customers receive this for free	

### Miscellaneous Non Recurring Charges

Standard Residential Installation	\$100.00		
Standard Rural Residential Installation Charge	\$100.00		
Rural Drop Installation Fee		Calculated	\$1/ft from the nearest hand hole to the demarc location at the house
Hourly Installation Rate	\$75.00	Hourly charge for installation beyond standard	
Account Transfers	\$25.00		
Non-Pay Reconnect	\$35.00		
Service Trip Charge	\$35.00		
After Hours Support Fee	\$150.00	If the problem is determined to be with customer's equipment or technology. After hours is considered between 8:00pm and 8:00am, Monday-Friday and all day Saturday and Sunday. Plus hourly fee if more than 2 hours.	
After Hours Hourly Fee	\$100.00		
Battery Backup 24 Hour	\$350.00		

### Miscellaneous Equipment Fees

Coaxial Jumper - 6 ft	\$5.00		
Coaxial Jumper Over 6 ft	\$6.00	Plus \$.15/ft	
Cat 5 or 6 Jumper 6 ft		\$5.00	

Cat 5 or 6 Jumper Over 6 ft	\$6.00	Plus \$.15/ft
HDMI Cable 6 ft	\$10.00	
HDMI Cable 15 ft	\$20.00	
Power Strip	\$10.00	

## Unreturned/Damaged Equipment Fees

Remote Control	\$25.00	
HD Set Top Box	\$150.00	
844G ONT/Router		\$210.00
844E Router	\$110.00	
803G ONT	\$120.00	
GS4227/GS4227W ONT/Router	\$220.00	
GS4220 Router	\$175.00	
GS2029E Router	\$100.00	
GP1101X ONT	\$170.00	
GM1028 Mesh	\$105.00	
GM1028H Mesh	\$200.00	
G1001-C Positron	\$100.00	
GS5229 ONT	\$300.00	
GS5229E Router	\$245.00	
GS5239 ONT	\$335.00	
GS5239E Router	\$280.00	
GS2028E	\$125.00	
ONT Battery Backup	\$75.00	
Media Over Cable Converter	\$75.00	
8 Port Ethernet Switch	\$75.00	
804 WiFi Extender	\$90.00	
Fiber Jumper	Cost + 10%	
Fiber Drop	Cost + 10%	

## Business

### Internet Monthly Recurring Charges

#### Internet Shared Symmetrical

100Mbps*	\$79.00
300Mbps*	\$129.00
500Mbps*	\$249.00
1,000Mbps*	\$479.00

#### Internet Dedicated Symmetrical

25Mbps*	\$89.00
50Mbps*	\$129.00
100Mbps*	\$169.00

250Mbps*	\$299.00
500Mbps*	\$599.00
1Gbps*	\$1,199.00
2Gbps*	\$1,779.00
3Gbps*	\$2,329.00
4Gbps*	\$2,849.00
5Gbps*	\$3,349.00

\*Speeds are the maximum available with each service plan. Actual speed is affected by many factors, including customer-owned equipment and internal wiring.

### TV Monthly Recurring Charges\*

Basic Tier	\$50.00	
Expanded Tier	\$129.00	Includes Basic Tier
<b>Premium Plus</b>	<b>\$139.00</b>	<b>Includes Expanded</b>
HBO	\$18.00	
Showtime/TMC	\$16.00	
Cinemax	\$16.00	
Starz Encore	\$12.00	
Hospitality Expanded Tier	\$105.00	Includes 3 free STB's
<b>Hospitality Premium Plus</b>	<b>\$139.00</b>	<b>Includes Expanded</b>
HD Set Top Box	\$6.00	Commercial 1st box free - Hospitality 3 boxes free
Restart/CatchUp TV	\$4.00	
Network DVR	\$10.00	150 hours storage - Includes Restart/CatchUp TV
DVR Expanded Storage	\$7.00	Additional 100 hours storage

\*TV service available only to customers within the Indianola city limits

### Phone Monthly Recurring Charges

Local Phone Service	\$25.00	Unlimited calling features included. Long distance 7.5 cents/minute. International calls billed at cost Non-Profit organization with no paid employees/staff Unlimited calling features. 1,500 minutes of free long distance calling in the North American Numbering Plan. International calls billed at cost
Local Phone Service - Non-Profit	\$19.00	
Local Phone Service with Long Distance Plan	\$39.00	
Block of 20 Direct Inward Dial Numbers (DID) SIP Session	\$19.00	

### Call Features

Anonymous Call Rejection	\$0.00
--------------------------	--------

Call Forward	\$0.00
Call Transfer	\$0.00
Call Waiting	\$0.00
Caller ID Name & Number	\$0.00
Circular Hunt	\$0.00
Three-Way Calling	\$0.00
Toll Deny	\$0.00
Voice Mail	\$0.00

### Miscellaneous Recurring Charges

Static Public IP Address	\$9.00	
Subnet Origination Fee	\$75.00	
Toll Free Number Fee	\$2.00	
WiFi Extender	\$5.00	
Battery Backup	\$4.00	
Rack Space Rental	\$23.80	Per RU
BGP Peering		\$100.00

### Miscellaneous Non Recurring Charges

Standard Business Installation	\$100.00	
Standard Rural Business Installation Charge	\$100.00	
Rural Drop Installation Fee	Calculated	\$1/ft from the nearest hand hole to the demarc location at the house
Hourly Installation Rate	\$75.00	Hourly charge for installation beyond standard
Account Transfers	\$25.00	
Non-Pay Reconnect	\$35.00	
Service Trip Charge		\$35.00 If the problem is determined to be with customer's equipment or technology. After hours is considered between 8:00 pm and 8:00 am, Monday-Friday and all day Saturday and Sunday. Plus hourly fee if more than 2 hours.
After Hours Support Fee	\$150.00	
After Hours Hourly Fee	\$100.00	
Battery Backup 24 Hour	\$350.00	

### Miscellaneous Equipment Fees

Coaxial Jumper - 6 ft	\$5.00	
Coaxial Jumper Over 6 ft	\$6.00	Plus \$.15/ft
Cat 5 or 6 Jumper 6 ft	\$5.00	
Cat 5 or 6 Jumper Over 6 ft	\$6.00	Plus \$.15/ft
HDMI Cable 6 ft	\$10.00	
HDMI Cable 15 ft	\$20.00	
Power Strip		\$10.00

**Unreturned/Damaged Equipment Fees**

Remote Control	\$25.00	
HD Set Top Box	\$150.00	
844G ONT/Router	\$210.00	
844E Router	\$110.00	
803G ONT	\$120.00	
GS4227/GS4227W ONT/Router	\$220.00	
GS4220 Router		\$175.00
GS2029E Router	\$100.00	
GP1101X ONT	\$170.00	
GM1028 Mesh	\$105.00	
GM1028H Mesh	\$200.00	
G1001-C Positron	\$100.00	
GS5229 ONT	\$300.00	
GS5229E Router	\$245.00	
GS5239 ONT	\$335.00	
GS5239E Router	\$280.00	
GS2028E	\$125.00	
ONT Battery Backup	\$75.00	
Media Over Cable Converter	\$75.00	
8 Port Ethernet Switch	\$75.00	
804 WiFi Extender	\$90.00	
Fiber Jumper	Cost + 10%	
Fiber Drop	Cost + 10%	

**PASSED** this 8th day of June 2026.

---

Dom Selgrade, Chairperson

**ATTEST:**

---

Monica Thompson, Board Secretary



# MEMORANDUM

**To:** IMU Board of Trustees of the Electric, Water and Communications Utilities

**From:**

**Date:** June 8, 2026

**Subject:** Resolution Designating Locations for Posting Physical and Electronic Notices and Meeting Agendas

---

**Recommendation:**

**Attachments:** 1. Resolution Establishing the Locations for Posting Notices and Agendas

Indianola Municipal Utilities

RESOLUTION NO 2026 -

**Resolution Establishing the Locations for Posting Notices and Agendas**

WHEREAS, the Board of Trustees of Indianola Municipal Utilities (“IMU”) is authorized to establish consistent and predictable locations to post physical and digital notices and agendas; and WHEREAS, starting July 1, 2026 the physical meeting notice and agenda must be posted in a prominent and conspicuous place annually designated for such purposes by the Board; and WHEREAS, the Board has previously established the location for posting digital agendas.

NOW, THEREFORE, BE IT RESOLVED by the Board of Trustees of Indianola Municipal Utilities, Indianola, Iowa, as follows:

1. Physical meeting notices and agendas will be posted in the window just north of entrance doors at IMU Customer Service Center 210 W 2<sup>nd</sup> Ave, Indianola Iowa 50125
2. Digital agendas and notices: electronic posting of agendas to indianolaiowa.gov, under "Agendas & Minutes"
3. Conflicting Resolutions.  
Any prior resolutions or policies inconsistent with this resolution are hereby repealed to the extent of such inconsistency.

Passed and approved on this 8<sup>th</sup> day of June 2026.

---

Dom Selgrade, Chairperson

ATTEST:

---

Monica Thompson, Board Secretary

# MEMORANDUM

**To:** IMU Board of Trustees of the Electric, Water and Communications Utilities

**From:**

**Date:** June 8, 2026

**Subject:** Resolution Authorizing General Manager to Execute Contract for Insurance for Peak Power Generation Equipment

---

**Recommendation:**

**Attachments:** 1. Res 2026-Authorizing General Manager to Execute Contract for Insurance for Peak Power Generation Equipment

**RESOLUTION 2026- Authorizing General Manager to Execute Insurance  
Contract for Peak Power Generation Equipment**

WHEREAS, the Board of Trustees of Indianola Municipal Utilities (“IMU”) has deemed it necessary that the peak power generation equipment should be insured for mechanical breakdown coverage; and  
WHEREAS, the current insurance policies do not include this coverage for the peak power generating equipment; and  
WHEREAS, a separate policy for mechanical breakdown of the peak power generation equipment can be purchased.

NOW, THEREFORE, BE IT RESOLVED by the Board of Trustees of Indianola Municipal Utilities, Indianola, Iowa, that the IMU General Manager is hereby Authorized to execute an insurance contract for mechanical breakdown coverage for peak power generation equipment not covered under the current insurance policy, the contract to be binding on the Board of Trustees once approved.

PASSED AND APPROVED this 8<sup>th</sup> day of June 2026.

---

Dom Selgrade, Chairperson

---

Monica Thompson, Board Secretary

# MEMORANDUM

**To:** IMU Board of Trustees of the Electric, Water and Communications Utilities

**From:**

**Date:** June 8, 2026

**Subject:** Resolution Approving Liability, Auto, Property, Workers' Compensation, Cyber, and Machinery and Equipment Replacement Insurance for FY 26/27.

---

**Recommendation:**

- Attachments:**
1. Res 2026\_ Risk Benefits for 2026-2027\_IMU BOT
  2. Memorandum Risk Insurance Renewals FY26-27 City\_IMU
  3. FY26-27 Risk Insurance Explanatory Letter
  4. FY26-27 Risk Insurance Premium Comparable City\_IMU

**RESOLUTION NO.**

**RESOLUTION APPROVING LIABILITY, AUTO, PROPERTY, WORKERS' COMPENSATION, AND CYBER INSURANCE FOR FY 26/27**

**WHEREAS**, the Indianola Municipal Utilities of the City of Indianola, Iowa, annually approves insurance policies for IMU's various liability, worker's compensation, and cyber security insurance needs for the ensuing fiscal year; and

**WHEREAS**, the Indianola Municipal Utilities of the City of Indianola, Iowa, working through its insurance broker, has searched the market and negotiated with current providers, and as a result provides the following recommendations for the Indianola Municipal Utilities insurance policies for July 1, 2026, to June 30, 2027:

- ICAP – Liability, Auto and Property Coverage
  - Total annual cost: \$767,649
  - Premium increase from FY25/26 of \$32,839
  - Shared cost between the City and IMU
  
- IMWCA – Workers' Compensation
  - Total annual cost: \$170,929
  - Premium increase from FY25/26 of \$13,050
  - City and IMU have separate invoices, shared cost between City and IMU
  
- Travelers Cyber Security
  - Total annual cost: \$35,670
  - IMU policy \$15,175 for aggregate limit of \$2,000,000
  - Premium increase from FY25/26 of \$2,587.50 for \$2,000,000 aggregate limit
  - Individual policies due to separation of networks

**NOW, THEREFORE, BE IT RESOLVED** by the IMU Board of Trustees of the Indianola Municipal Utilities of the City of Indianola, Iowa, that the following insurance proposals are accepted and approved as the policies to cover the Indianola Municipal Utilities liability, auto, property, worker's compensation and cyber security:

- ICAP – Liability, Auto and Property Coverage
  - Total annual cost: \$767,649
  - Premium increase from FY25/26 of \$32,839
  - Shared cost between the City and IMU
  
- IMWCA – Workers' Compensation
  - Total annual cost: \$170,929
  - Premium increase from FY25/26 of \$13,050
  - City and IMU have separate invoices, but shared cost between City and IMU
  
- Travelers Cyber Security
  - Total annual cost: \$35,670
  - IMU policy \$15,175 for aggregate limit of \$2,000,000
  - Premium increase from FY25/26 of \$2,587.50 for \$2,000,000 aggregate limit
  - Individual policies due to separation of networks

**PASSED** this 8th day of June 2026.

\_\_\_\_\_  
Dom Selgrade, Chairperson

**ATTEST:**

\_\_\_\_\_  
Monica Thompson, Board Secretary



# MEMORANDUM

**To:** Mayor and City Council, IMU Board of Trustees of the Electric, Water, and Communications Utilities

**From:** Courtney Silliman, Human Resources and Risk Management Director

**Date:** June 15, 2026

**Subject:** Resolution approving liability, auto, property, workers' compensation, and cyber insurance for Fiscal Year 27.

---

**Introduction:** The City of Indianola and Indianola Municipal Utilities, Iowa, annually approves insurance policies for various liability, workers' compensation, machinery and equipment replacement, and cyber coverage insurance needs for the ensuing fiscal year.

**Background:** The City of Indianola and Indianola Municipal Utilities (IMU) work with its insurance broker who searches the market and negotiates with current providers, and as a result, staff provides the following recommendations for the City of Indianola and Indianola Municipal Utilities insurance policies for July 1, 2026, to June 30, 2027.

**Discussion:** The City of Indianola and Indianola Municipal Utilities annually approves insurance policies for various liability, workers' compensation, machinery and equipment replacement and cyber coverage.

Liability, Auto, and Property Coverage

The Iowa Communities Assurance Pool (ICAP) FY27 renewal came in at \$767,649. The ICAP increase of 4.5% was from inflation guards and added property locations but remains below the originally suggested budget placeholders.

Workers' Compensation Coverage

The Iowa Municipal Workers' Compensation Association (IMWCA) renewal came in at \$170,929. The FY27 renewal comes with a decreased experience modification factor from .73 to .68. Due to a higher prior-year loss ratio, the good experience discount was removed, lowering our discounts from 44% to 34%. However, our pure premium of \$324,171 is discounted down to \$170,929. These discounts totaling \$153,242 are a testament to the safety culture the City and IMU foster within the interdepartmental safety committee.

Cyber Coverage

The City and IMU separated cyber exposures from joint policies to individual policies following the complete separation of the networks. This change did result in an increased premium. To renew at the current policy aggregate limit of \$2,000,000 is \$35,670 annually, the City policy total \$20,495 and the IMU policy totals \$15,175.

Equipment Breakdown

Cincinnati Insurance is exiting the Iowa municipal and municipal utility Equipment Breakdown market. As a solution, the City of Indianola and IMU will transition to a Master Policy program for Equipment Breakdown coverage. This structure is expected to provide coverage comparable to the expiring

policy while offering more favorable deductible options. While final terms are still being negotiated, current indications are that the premium will be comparable to, and potentially lower than, the expiring policy. We anticipate finalizing coverage during the week of June 8, 2026.

Please review the enclosed letter from Weinman Insurance/TrueNorth Companies explaining the renewals listed above.

**Budget Impact:** Fiscal Year 27 account premiums total \$1,035,333, which is \$56,308 (5.8%) higher than the previous fiscal year.

**Recommendation:** In working with our broker, Weinman Insurance and TrueNorth Companies, staff recommends the City of Indianola and Indianola Municipal Utilities stay with ICAP for its property, casualty, and liability insurance, IMWCA for its workers' compensation coverage, and Travelers for its cyber coverage. Roll call is in order.

**Attachments:**

1. FY26-27 Risk Insurance Explanatory Letter
2. FY26-27 Risk Insurance Premium Comparable City\_IMU
3. Res 2026\_ Risk Benefits for 2026-2027

**TO:** City Council – City of Indianola & IMU Board of Trustees  
**FROM:** Weinman Insurance & TrueNorth Companies  
**CC:** Courtney Silliman - Director of Human Resources  
Jacob Meshke – City Manager  
Chris DesPlanques – IMU General Manager  
**DATE:** 6/3/2026  
**RE:** Property & Casualty Insurance Renewal 2026-2027

---

Dear Members of the Council and Board of Trustees,

We are pleased to present the attached summary of coverage and premiums for the Property & Casualty insurance program renewing July 1, 2026. This program encompasses Property & Casualty coverage placed with Iowa Communities Insurance Pool (ICAP), Workers' Compensation with Iowa Municipal Workers' Compensation Association (IMWCA), Equipment Breakdown (ICAP and CNA) Cyber Liability (Travelers) and Public Officials Fidelity Bond as required by statute (Travelers).

For the second renewal term in a row, ICAP was able to keep property rates flat within the risk pool. This is a big win and good sign of a stabilizing insurance market. Increased premium for property is specifically attributable to the insured values increasing, from both inflation guards and added property locations. The following sections provide additional context on several key coverage areas that warrant further discussion to fully understand the overall renewal program and its impact on the organization.

**Property:** To protect against continued inflationary pressures, ICAP added a 2% increase in valuations for all property of members within the pool. The total insured value of the property owned by the City and IMU increased from \$227,864,452 to \$234,436,124. This includes over \$216 million in building assets and over \$17 million in business personal property and equipment.

**Workers' Compensation:** The Workers' Compensation market remains favorable, with continued rate decreases across the classification codes applicable to the City and IMU. The experience modification factor improved from 0.73 to 0.68, reflecting stronger-than-average loss experience over the rolling three-year period compared to similar organizations.

This improvement was partially offset by a reduction in the loss experience discount from 44% to 34%, driven by a higher prior-year loss ratio. The 2025-2026 loss ratios were individually 170% for the city and 53% for IMU. The total blended loss ratio was 154%

While this impacts renewal pricing, we do not view it as a developing trend. The improved experience modification factor remains the better indicator of the organization's overall safety performance and continued commitment to risk management.

**Cyber Liability Insurance:** This year, the City and IMU formally separated their cyber exposures onto individual policies following the complete separation of their networks. While this change increased the total cyber insurance premium, it provides each organization with its own dedicated \$2,000,000 limit of liability. As a result, a cyber incident affecting one organization will no longer erode the limits available to the other.

Additionally, the cybersecurity controls and protocols implemented by both organizations continue to position them favorably in the insurance marketplace, allowing Travelers to offer competitive terms and pricing despite ongoing cyber market challenges.

**Equipment Breakdown Insurance:** This year's program will differ from prior years following the decision by Cincinnati Insurance to exit the Iowa municipal and municipal utility Equipment Breakdown market.

As a solution, the City of Indianola and IMU will transition to a Master Policy program for Equipment Breakdown coverage. This structure is expected to provide coverage comparable to the expiring policy while offering more favorable deductible options. While final terms are still being negotiated, current indications are that the premium will be comparable to, and potentially lower than, the expiring program. We anticipate finalizing coverage terms during the week of June 8.

**Benefits of ICAP Membership:** ICAP operates as a governmental risk-sharing pool, allowing the City and IMU to share risk with other Iowa public entities. One of the primary advantages of this structure is protection from significant premium volatility driven by an individual organization's claims experience.

This stability has been particularly valuable as the city has experienced an increase in both claim frequency and claim payments in recent years. Since the beginning of 2024, ICAP has adjusted, defended, and settled claims on behalf of the city totaling approximately \$827,000. Despite this activity, annual premium increases have remained modest, averaging less than 5% over the same period. This demonstrates the value of the pooling arrangement and the financial stability it provides when managing unpredictable liability exposures. Notable in this analysis is the **Public Officials** line of insurance. Premium remains relatively flat over the past few years, even with ICAP paying out more than \$600,000 to defend and settle claims.

The attached premium breakout shows a line-by-line comparison of the renewal term vs. last year's insurance program. At the bottom it will show the overall change in the City's & IMU's total cost of risk (TCOR).

All of us at Weinman Insurance and TrueNorth Companies are pleased to work with the leadership and department heads. Courtney Silliman and Michelle Sheraden continue to provide our team with the necessary information and updates, and they are a pleasure to work with.

It is an honor to be the Property & Casualty Insurance Broker for the City of Indianola and Indianola Municipal Utilities. Our team has the great pleasure of partnering with many metro cities, and we are grateful to have gained the trust of our public entity partners.

Do not hesitate to contact our team if anyone has any questions regarding this document and comparison. We are always happy to be of service. Thank you for all that you do for the Citizens of Indianola.

Sincerely,

**Scott Weinman**, Account Manager, Weinman Insurance

[scott@weinmaninsurance.com](mailto:scott@weinmaninsurance.com) | (515) 961-2576

**Brad Bengtson**, Risk Management Specialist, TrueNorth Companies

[brad.bengtson@truenorthcompanies.com](mailto:brad.bengtson@truenorthcompanies.com) | (515) 962-8073

**Denise Anderson**, Director of Agency Operations, Weinman Insurance

[denise@weinmaninsurance.com](mailto:denise@weinmaninsurance.com) | (515) 961-2576

# City of Indianola + IMU



COVERAGES	2025 - 2026	2026 - 2027	Difference
<b>Property</b>	<b>\$ 480,299</b>	<b>\$ 499,992</b>	<b>\$ 19,693</b>
<b>Total Insured Value</b>	<b>227,864,452</b>	<b>234,436,124</b>	<b>6,571,672</b>
Building	211,944,203	217,216,407	5,272,204
Personal Property	10,192,380	10,550,167	357,787
Misc Property Scheduled	4,615,070	4,997,983	382,913
Misc Property Unscheduled	997,736	1,671,567	673,831
Average Rate	0.21	0.21	-
Cyber Deductible Reimbursement	15,000	15,000	-
Wind / Hail Deductible	2%	2%	
Deductible	30,000	30,000	
<b>Agency Commission - Property</b>	<b>\$ 16,810</b>	<b>\$ 16,810</b>	<b>\$ -</b>
<b>General Liability</b>	<b>\$ 78,343</b>	<b>\$ 83,346</b>	<b>\$ 5,003</b>
Each Occurrence	2,000,000	2,000,000	
Medical Expense Limit	10,000	10,000	
General Aggregate	2,000,000	2,000,000	
Deductible	5,000	5,000	
Employee Benefit Liability	1,000,000	1,000,000	
<b>Professional Liability</b>	<b>\$ 41,120</b>	<b>\$ 41,601</b>	<b>\$ 481</b>
<b>Public Official Liability Limit</b>	<b>2,000,000</b>	<b>2,000,000</b>	
Deductible	10,000	10,000	
<b>Law Enforcement Liability Limit</b>	<b>2,000,000</b>	<b>2,000,000</b>	
Deductible per claim	3,000	3,000	
<b>Work Comp - City</b>	<b>\$ 140,830</b>	<b>\$ 148,135</b>	<b>\$ 7,305</b>
Total Payroll - City	8,117,847	7,779,196	(338,651)
Chapter 411 Medical	2,532,103	2,369,903	(162,200)
<b>Work Comp - IMU</b>	<b>\$ 17,049</b>	<b>\$ 22,794</b>	<b>\$ 5,745</b>
Total Payroll - IMU	3,645,833	3,923,900	278,067
<b>Auto</b>	<b>\$ 87,952</b>	<b>\$ 94,414</b>	<b>\$ 6,462</b>
Liability Limit	2,000,000	2,000,000	
Vehicle Value Limit	10,192,380	11,622,627	1,430,247
<b>Excess Liability</b>	<b>\$ 30,286</b>	<b>\$ 31,486</b>	<b>\$ 1,200</b>
Limit	3,000,000	3,000,000	
<b>Equipment Breakdown</b>	<b>\$ 59,636</b>	<b>\$ 59,636</b>	<b>\$ -</b>
Limit	25,000,000	25,000,000	
IMU Power Gen	25,000,000	25,000,000	
<b>Crime ICAP - Excess</b>	<b>Included</b>	<b>Included</b>	<b>\$ -</b>
Employee Theft	10,000	10,000	
Forgery or Alterations	10,000	10,000	
Computer/Funds Transfer	10,000	10,000	
<b>Crime &amp; Public Officials Bond</b>	<b>\$ 1,525</b>	<b>\$ 1,449</b>	<b>\$ (76)</b>
Employee Dishonesty	1,000,000	1,000,000	
<b>Cyber</b>	<b>\$ 25,175</b>	<b>\$ 35,670</b>	<b>\$ 10,495</b>
Indianola	2,000,000	2,000,000	
Indianola Option		3,000,000	4,880
IMU	2,000,000	2,000,000	
IMU Option		3,000,000	4,150
<b>ACCOUNT PREMIUM</b>	<b>\$ 979,025</b>	<b>\$ 1,035,333</b>	<b>\$ 56,308</b>
ICAP Package Percentage Increase	4.5%	Total Percentage	5.8%
Waiting on Equipment Breakdown Quotes (Pink)			



# MEMORANDUM

**To:** IMU Board of Trustees of the Electric, Water and Communications Utilities

**From:**

**Date:** June 8, 2026

**Subject:** Resolution Approving Shared Services Agreement

---

**Recommendation:**

- Attachments:**
1. Res 2026\_Approving Shared Services Agreement
  2. FY27 Shared Services Agreement\_Final

Indianola Municipal Utilities  
Resolution 2026-

**RESOLUTION APPROVING INDIANOLA MUNICIPAL UTILITIES AND CITY OF INDIANOLA, IOWA  
SHARED SERVICES AGREEMENT**

WHEREAS, Indianola Municipal Utilities ("IMU") and the City of Indianola, Iowa ("City") desire to share the cost of employing a Human Resources Department ("HRD") and Utility Services position; and

WHEREAS, it is in the best interest of both parties to share the cost of expenses for these positions and services by avoiding duplication of services and unnecessary spending of public money; and

WHEREAS, IMU and City have shared these services in the past and need to update the agreements; and

WHEREAS, IMU and City find that this joint and cooperative action will be to their mutual advantage and in the best interest of the City and IMU and have established the Shared Services Agreement.

**NOW, THEREFORE, BE IT RESOLVED that** by the Board of Trustees of Indianola Municipal Utilities, Indianola, Iowa, that the Shared Services Agreement is approved.

**PASSED** this 8th day of June 2026.

\_\_\_\_\_  
Dom Selgrade, Chairperson

**ATTEST:**

\_\_\_\_\_  
Monica Thompson, Board Secretary

INDIANOLA MUNICIPAL UTILITIES AND CITY OF INDIANOLA, IOWA  
SHARED SERVICES AGREEMENT

THIS AGREEMENT made and entered into the \_\_\_\_\_ day of June 2026 by and between INDIANOLA MUNICIPAL UTILITIES and the CITY OF INDIANOLA, IOWA.

WHEREAS, Indianola Municipal Utilities ("IMU") and the City of Indianola, Iowa ("City") desire to share the cost of employing a Human Resources Department ("HRD") and Utility Services position; and

WHEREAS, it is in the best interest of both parties to share the cost of expenses for these positions and services by avoiding duplication of services and unnecessary spending of public money; and

WHEREAS, IMU and City have shared these services in the past and need to update the agreements; and

WHEREAS, IMU and City find that this joint and cooperative action will be to their mutual advantage and in the best interest of the City and IMU.

NOW THEREFORE, it is understood and agreed between the parties as follows:

1. The term of this Agreement shall begin on July 1, 2026, and shall continue until June 30, 2027, unless terminated by mutual agreement of the IMU Board of Trustees and City Council. (It is anticipated that the parties shall revisit, update, and renew this the Agreement annually as part of the budget process.)

2. The City shall employ the HRD, and HRD employees shall receive pay and benefits as full-time City employees.

3. IMU shall employ the Utility Services employees, and these employees shall receive pay and benefits as full-time IMU employees.

4. Exhibit A outlines the HRD services performed by the City for IMU remunerated in an amount of \$39,159.31 for FY 26/27. The list in Exhibit A outlines the primary responsibilities performed by the HRD for IMU, which equates to 45% of the HRD's responsibilities. Thus, 45% of the City's HRD budget is subject to the cost share considerations set forth in Exhibit A. Certain duties are performed internally by IMU, as outlined at the bottom on Exhibit A. The percentage of staff time allocated is calculated based on the proportion of full-time employees employed by Parties. For FY 26/27, City employs 94 employees and IMU employs 40 employees, resulting in a 70%(City)/30% (IMU) split. Based on this calculation, IMU shall be responsible for 13.5% of HRD costs for FY 26/27.

5. Exhibit B outlines the Utility Services duties performed by IMU for the City remunerated in an amount of \$231,999 for FY 26/27.

Utility Services shall provide all billing, customer service and collection of monies for City-owned utilities. Credit card processing fees will continue to be allocated by service and billed to the City monthly. Beginning in FY 26/27, service fees will be collected from utility customers and netted against these costs.

6. Payment processing for electric and water meter connection fees will be completed by IMU staff.

7. To the extent allowed by law, IMU shall defend, indemnify, and hold harmless the City from any and all claims, demands, causes of action, suits, settlements and any other claimed damages, to include reasonable attorney fees, investigative costs, suit fees, and other costs associated therewith, arising out of IMU's actions or the actions of the shared employees when acting on behalf of IMU.

8. To the extent allowed by law, the City shall defend, indemnify, and hold harmless IMU from any and all claims, demands, causes of action, suits, settlements and any other claimed damages, to include reasonable attorney fees, investigative costs, suit fees, and other costs associated therewith, arising out of the City's actions or the actions of the shared employees when acting on behalf of the City.

9. Neither party shall assign its interests under this Agreement without prior written consent of the other party.

10. The terms and conditions of this Agreement shall extend to and be binding up on the successors and assigns of the respective parties hereto.

11. This Agreement contains the entire understanding between the parties, and it cannot be changed or terminated orally but only by a written agreement, duly adopted by resolution of the City Council and IMU Board.

12. If any provisions of this Agreement shall be declared invalid or unenforceable, the remainder of the Agreement shall continue in full force and effect. This Agreement shall be governed by the laws of the State of Iowa.

Signatures on Page 3

CITY OF INDIANOLA, Iowa

Signed this \_\_\_ day of \_\_\_\_\_ 2026.

\_\_\_\_\_  
Steve Richardson, Mayor

\_\_\_\_\_  
Jackie Raffety, City Clerk

INDIANOLA MUNICIPAL UTILITIES

Signed this \_\_\_ day of \_\_\_\_\_ 2026.

\_\_\_\_\_  
Dom Selgrade, Board Chair

**EXHIBIT A**

**HUMAN RESOURCES DEPARTMENT RESPONSIBILITIES**

	<b>Breakdown by Duty</b>	<b>IMU Share*</b>	
<b>BENEFITS</b>			
<b>Admin - Health/Dental/Vision/FSA/Life/Wellness</b>	<b>9.00%</b>	<b>2.70%</b>	
*Data entry into carrier site			
*Questions			
*Data tracking (wellness)			
<b>Pay bills - bills are combined - done monthly</b>	<b>6.00%</b>	<b>1.80%</b>	
Wellmark			
*STD			
*Life/LTD			
*Avesis			
Mutual of Omaha			
ISolved - FSA, ACA, COBRA			
*Work Comp			
<b>Renewal &amp; Annual reports - ACA, 509A-HCM</b>	<b>15.00%</b>	<b>4.50%</b>	
<b>Open Enrollment</b>	<b>8.00%</b>	<b>2.40%</b>	
*Prepare forms for new benefit year			
*Schedule meetings			
*Conduct meetings			
*Answer questions			
*Data entry into-carrier site			
<b>Workers Comp &amp; Safety</b>			
*Workers Comp Renewal	<b>3.50%</b>	<b>1.05%</b>	
*Random drug testing			
*Policy renew/development			
*Safety training email reminders			
*Annual report for council/board			
<b>Property/Auto Insurance</b>			
Renewal	<b>3.50%</b>	<b>1.05%</b>	
<b>IMU Contributions for HR Services FY26/27:</b>	<b>45.00%</b>	<b>13.50%</b>	<b>\$39,159.31</b>

Note: IMU conducts their own: Payroll, Leave of Absence Administration (FMLA/STD), Policies/Procedures, Workers' Compensation/OSHA/PCP/Light Duty, Recruitment/New Hires, & Union Negotiations

\*IMU Share is calculated based on the proportion of FT employees employed by Parties. For FY 26/27, City employs 94 employees and IMU employs 40 employees, resulting in a 70%(City)/30% (IMU) split.

**EXHIBIT B**

**UTILITY SERVICES FUNDING**

The proposed methodology for cost allocation follows a Net Revenue Cost Allocation model. The table below illustrates the Total Revenue collected from each of the six City and IMU utilities. Pass through costs, such as the wholesale cost of electricity and recycling collection costs, are removed from Total Costs resulting in a Net Revenue for each utility associated directly with operating revenue. Each of the six utility's Net Revenues are divided into the Total Net Revenue resulting in a Percentage (%) of Burden carried by that utility (For example, Fiber Net Revenue of \$4,160,288 divided by Total Net Revenue of \$16,725,245 results in a Percentage (%) of Burden of 24.87%.)

The projected IMU Budget for Utility Collection Services is \$661,000 in FY 26/27. This budget is multiplied by the Percentage (%) of Burden for each of the six utilities and is included in the Allocation of Cost column (For example, Utility Collection Services of \$661,000 x Fiber's Percentage (%) of burden of 24.87% results in Fiber contributing \$164,419 towards Utility Collection Services). Each of Allocation of Costs is then allocated to the City and IMU in the last two columns for each entity' s respective utilities. Using this methodology results in a total allocation of \$231,999 from the City and \$429,001 from IMU.

	Revenue	Cost of Goods Sold (Non-optional Passthrough Cost)	Net Revenue		\$ 661,000	US Total Cost	
						City	IMU
<b>Fiber</b>	\$ 5,595,288	\$ 1,435,000	\$ 4,160,288	24.87%	\$ 164,419		\$ 164,419
<b>Sewer</b>	\$ 5,152,024		\$ 5,152,024	30.80%	\$ 203,614	\$ 203,614	
<b>Storm Sewe</b>	\$ 693,223		\$ 693,223	4.14%	\$ 27,397	\$ 27,397	
<b>Water</b>	\$ 3,468,832		\$ 3,468,832	20.74%	\$ 137,092		\$ 137,092
<b>Electric</b>	\$ 16,335,881	\$ 13,110,004	\$ 3,225,878	19.29%	\$ 127,490		\$ 127,490
<b>Recycling</b>	\$ 490,000	\$ 465,000	\$ 25,000	0.15%	\$ 988	\$ 988	
<b>Total:</b>	<u>\$ 31,735,249</u>		<u>\$ 16,725,245</u>	100.00%	<u>\$ 661,000</u>	<u>\$ 231,999</u>	<u>\$ 429,001</u>
						35.10%	64.90%

\*Payment processing for electric and water meter and connection fees will be completed by IMU staff.